




TE Internal #: 2-1474644-7

Wire-to-Board Jumpers & Shunts, Wire-to-Board, 4 Position, .1 in [2.54 mm] Centerline, Length 25.4 mm [1 in], Printed Circuit Board, Power

[View on TE.com >](#)

Connectors > PCB Connectors > Wire-to-Board Connectors > Wire-to-Board Jumpers & Shunts



Connector System: **Wire-to-Board**

Number of Positions: **4**

Centerline (Pitch): **2.54 mm [.1 in]**

Product Length: **25.4 mm [1 in]**

Connector & Contact Terminates To: **Printed Circuit Board**

Features

Product Type Features

| | |
|------------------------------------|-----------------------|
| Compatible With Discrete Wire Type | Solid |
| Connector System | Wire-to-Board |
| Connector & Contact Terminates To | Printed Circuit Board |

Configuration Features

| | |
|----------------------|---|
| Number of Conductors | 4 |
| Number of Rows | 1 |
| Number of Positions | 4 |

Electrical Characteristics

| | |
|-------------------|---------|
| Impedance | 117 Ω |
| Operating Voltage | 300 VAC |

Body Features

| | |
|----------------------------|-------|
| Jumper Insulation Material | Nomex |
|----------------------------|-------|

Contact Features

| | |
|------------------------|---|
| Pin Arrangement (Left) | A |
|------------------------|---|



| | |
|------------------------------|-----|
| Pin Arrangement (Right) | A |
| Contact Current Rating (Max) | 3 A |

Housing Features

| | |
|--------------------|----------------|
| Centerline (Pitch) | 2.54 mm[.1 in] |
|--------------------|----------------|

Dimensions

| | |
|----------------|---------------------|
| Wire Size | .25 mm ² |
| Product Length | 25.4 mm[1 in] |

Usage Conditions

| | |
|-----------------------------|----------------------------|
| Operating Temperature Range | -40 - 125 °C[-40 - 257 °F] |
|-----------------------------|----------------------------|

Operation/Application

| | |
|---------------------|-------|
| Circuit Application | Power |
|---------------------|-------|

Product Compliance

For compliance documentation, visit the product page on [TE.com](#)>


| | |
|---|---|
| EU RoHS Directive 2011/65/EU | Compliant |
| EU ELV Directive 2000/53/EC | Compliant |
| China RoHS 2 Directive MIIT Order No 32, 2016 | No Restricted Materials Above Threshold |
| EU REACH Regulation (EC) No. 1907/2006 | Current ECHA Candidate List: JAN 2024 (240) Candidate List Declared Against: JAN 2024 (240) Does not contain REACH SVHC |
| Halogen Content | Not Low Halogen - contains Br or Cl > 900 ppm. |
| Solder Process Capability | Not reviewed for solder process capability |

Product Compliance Disclaimer


This information is provided based on reasonable inquiry of our suppliers and represents our current actual knowledge based on the information they provided. This information is subject to change. The part numbers that TE has identified as EU RoHS compliant have a maximum concentration of 0.1% by weight in homogenous materials for lead, hexavalent chromium, mercury, PBB, PBDE, DBP, BBP, DEHP, DIBP, and 0.01% for cadmium, or qualify for an exemption to these limits as defined in the Annexes of Directive 2011/65/EU (RoHS2). Finished electrical and electronic equipment products will be CE marked as required by Directive 2011/65/EU. Components may not be CE marked. Additionally, the part numbers that TE has identified as EU ELV compliant have a maximum concentration of 0.1% by weight in homogenous materials for lead, hexavalent chromium, and mercury, and 0.01% for cadmium, or qualify for an exemption to these limits as defined in the Annexes of Directive 2000/53/EC (ELV). Regarding the REACH Regulation, the information TE provides on SVHC in articles for this part number is based on the latest European Chemicals Agency (ECHA) 'Guidance on requirements for substances in articles' posted at this URL: <https://echa.europa.eu/guidance-documents/guidance-on-reach>




Compatible Parts




TE Part # 2-1474644-5
FSN-21A-10




TE Part # 1-1474644-6
FSN-21A-20



TE Part # 2-1474644-1
FSN-21A-8




TE Part # 1-1474644-8
FSN-21.5A-12




TE Part # 2-1474644-6
FSN-21A-12


Customers Also Bought




TE Part # 3-1415390-1
PE014F12




TE Part # 2-1393240-8
RT33LF12




TE Part # 280374-1
10P AMPMODU II SHRD HDR, ST, TIN



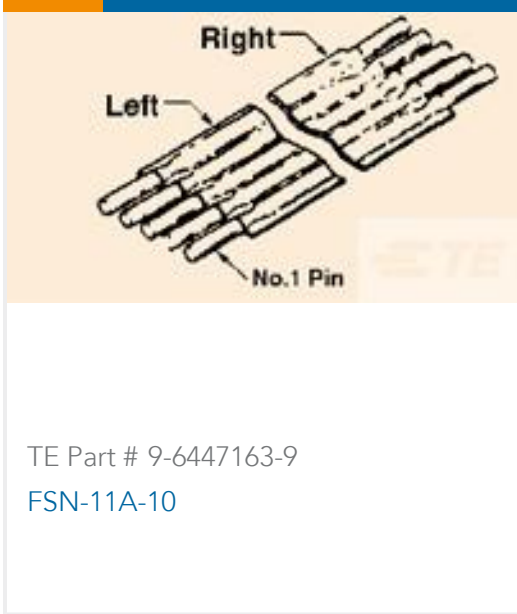
TE Part # 2176081-6
EP 1W (S) 68R 5%




TE Part # 6-1625890-9
2W SM M/OX 5% 820R




TE Part # 2351451-1
SMINSA SW HLV1.47N 5A/3A AC 3A DC SP



TE Part # 9-6447163-9
FSN-11A-10



TE Part # 5-1437186-0
FST-21A-5



TE Part # 4-6474612-4
FSN-11A-7



Documents

Product Drawings

FSN-21A-4

English

Product Specifications

Product Specification

English

Agency Approvals

UL Report

English