



Connectors > PCB Connectors > Wire-to-Board Connectors > FFC, FPC & Ribbon Connectors > FPC Connectors



Connector System: **Flex-to-Board**
Number of Positions: **20**
Centerline (Pitch): **1 mm [.039 in]**
Insertion Force Type: **Zero Insertion Force (ZIF)**
PCB Mount Orientation: **Right Angle**

Features

Product Type Features

PCB Connector Assembly Type	PCB Mount Receptacle
Connector Product Type	Connector Assembly
Connector System	Flex-to-Board
Insertion Force Type	Zero Insertion Force (ZIF)
FPC Actuator Type	Stuffer (Plunger Style)
Connector & Contact Terminates To	Flexible Printed Circuit (FPC)

Configuration Features

Compatible With Wire & Cable Type	FFC, FPC
Number of Rows	1
Number of Positions	20
PCB Mount Orientation	Right Angle

Electrical Characteristics

Operating Voltage	200 VAC
-------------------	---------

Body Features

Primary Product Color	Natural
-----------------------	---------

Contact Features

PCB Contact Termination Area Plating Material Thickness	2 μm, 3.8 μm
Contact Layout	Inline



Contact Type	Socket
Contact Mating Area Plating Material Thickness	2 μm, 3.8 μm
PCB Contact Termination Area Plating Material Finish	Bright
Contact Shape & Form	Single Beam
Contact Mating Area Plating Material Finish	Bright
PCB Contact Termination Area Plating Material	Tin
Contact Base Material	Phosphor Bronze
Contact Mating Location	Top
Contact Mating Area Plating Material	Tin
Contact Current Rating (Max)	1 A

Termination Features

Termination Method to Printed Circuit Board	Surface Mount
---	---------------

Mechanical Attachment

Mating Alignment	With
Connector Mounting Type	Board Mount
PCB Mount Alignment	Without
PCB Mount Retention	With

Housing Features

Housing Material	LCP (Liquid Crystal Polymer)
Centerline (Pitch)	1 mm[.039 in]

Dimensions

Connector Length	27.92 mm[1.099 in]
Connector Height	2.56 mm[.101 in]
Connector Width	6.54 mm[.258 in]
Accepts Flex Cable Thickness	.3 mm[.012 in]

Usage Conditions

Operating Temperature Range	-40 - 85 °C[-40 - 185 °F]
-----------------------------	---------------------------

Operation/Application

Circuit Application	Signal
---------------------	--------

Identification Marking

Circuit Identification Feature	With
--------------------------------	------

Packaging Features



Packaging Quantity	1200
Packaging Method	Tape & Reel

Product Compliance

For compliance documentation, visit the product page on TE.com>

EU RoHS Directive 2011/65/EU	Compliant
EU ELV Directive 2000/53/EC	Compliant
China RoHS 2 Directive MIIT Order No 32, 2016	No Restricted Materials Above Threshold
EU REACH Regulation (EC) No. 1907/2006	Current ECHA Candidate List: JAN 2024 (240) Candidate List Declared Against: JAN 2024 (240) Does not contain REACH SVHC
Halogen Content	Not Low Halogen - contains Br or Cl > 900 ppm.
Solder Process Capability	Reflow solder capable to 260°C

Product Compliance Disclaimer

This information is provided based on reasonable inquiry of our suppliers and represents our current actual knowledge based on the information they provided. This information is subject to change. The part numbers that TE has identified as EU RoHS compliant have a maximum concentration of 0.1% by weight in homogenous materials for lead, hexavalent chromium, mercury, PBB, PBDE, DBP, BBP, DEHP, DIBP, and 0.01% for cadmium, or qualify for an exemption to these limits as defined in the Annexes of Directive 2011/65/EU (RoHS2). Finished electrical and electronic equipment products will be CE marked as required by Directive 2011/65/EU. Components may not be CE marked. Additionally, the part numbers that TE has identified as EU ELV compliant have a maximum concentration of 0.1% by weight in homogenous materials for lead, hexavalent chromium, and mercury, and 0.01% for cadmium, or qualify for an exemption to these limits as defined in the Annexes of Directive 2000/53/EC (ELV). Regarding the REACH Regulation, the information TE provides on SVHC in articles for this part number is based on the latest European Chemicals Agency (ECHA) 'Guidance on requirements for substances in articles' posted at this URL: <https://echa.europa.eu/guidance-documents/guidance-on-reach>

Compatible Parts



TE Part # 2-84952-0
1MM FPC HORZ.BTTM CONT.ASS.20P










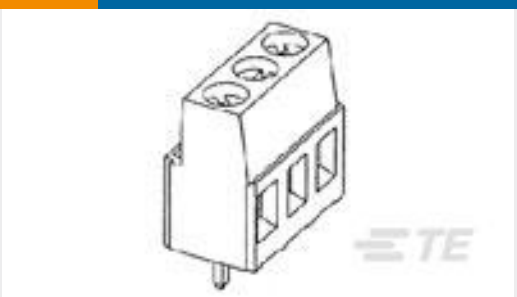


TE Part # 2-84982-0
1MM FFC SMT V ASSY 20P EMBOSS



TE Part # 2-487951-0
020 1MM FPC TOP HORZ

Customers Also Bought



 <p>TE Part # 487526-3 004 HOUSING FFC RCPT 100CL SR</p>	 <p>TE Part # 3-641216-6 06P MTA100 HDR ASSY FL/RA LF</p>	 <p>TE Part # 2-487406-4 FFC,RCPT CONTACT,STD PRESSURE</p>	 <p>TE Part # 5-2176070-2 3521 1K3 1% 2W</p>
 <p>TE Part # 487940-4 FFC,SLDR TAB CONTACT,.050" CNT</p>	 <p>TE Part # 1-2176051-9 RLP73N 1J R30 1% 1K RL</p>	 <p>TE Part # 6-520315-0 10 POS TRIO MATE ASSY VERT</p>	 <p>TE Part # 796681-2 TERMI-BLOK PCB MOUNT 2P.</p>
 <p>TE Part # 2292862-3 AS16 BACKSHELL, 4P CAP, NC12, MC</p>	 <p>TE Part # 5-146085-1 10 SYSTEM 50 HDR SRST SHRD SN</p>		

Documents

Product Drawings

1MM FPC HORZ.TOP CONT.ASSY 20P

English

CAD Files

3D PDF

3D

Customer View Model

ENG_CVM_CVM_2-84953-0_A.2d_dxf.zip

English

Customer View Model

ENG_CVM_CVM_2-84953-0_A.3d_igs.zip

English

Customer View Model

ENG_CVM_CVM_2-84953-0_A.3d_stp.zip

English

By downloading the CAD file I accept and agree to the [Terms and Conditions](#) of use.

Datasheets & Catalog Pages



1-1773959-7-FPC-Connectors-CN

FPC Connector Family

English

5-1773461-0_Standard_FPC_Connector_Quick_Reference_Guide

English

Product Specifications

Product Specification

English

Agency Approvals

UL Report

English