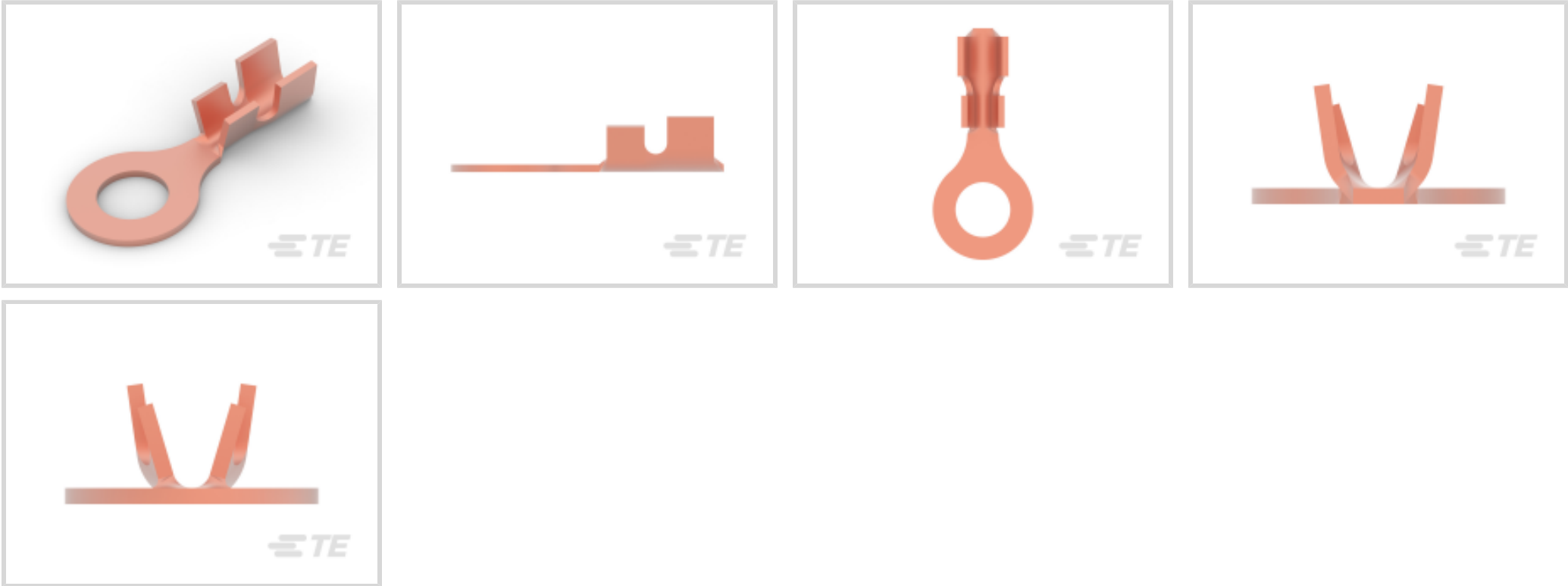




Terminals & Splices > Ring Terminals



Ring Terminal Product Type: Closed Ring Tongue Terminal

Wire Size: 2582 - 4106 CMA

Stud Size: 1/4

Features

Product Type Features

Shape Description	Circular/Oval
Ring Terminal Product Type	Closed Ring Tongue Terminal
Stud Size	1/4
Sealable	No
Compatible With Discrete Wire Type	Stranded
Wire Insulation Support Retention Type	Insulation Support

Configuration Features

Number of Holes	1
-----------------	---

Body Features

Product Weight	1.5 g
----------------	-------

Contact Features

Contact Base Material	Phosphor Bronze
Barrel Type	Open
Terminal Orientation	Straight
Terminal Plating Material	Unplated
Contact Underplating Material	None



Mechanical Attachment

Wire Insulation Support	With
-------------------------	------

Dimensions

	.12 in
Wire Size	2582 - 4106 CMA
Stud Diameter	6.53 mm[.257 in]
Tongue Thickness	.76 mm[.03 in]
Product Length	26.67 mm[1.05 in]
Barrel Inside Diameter	1.77 mm, 3.68 mm[.07 in][.145 in]
Compatible Insulation Diameter (Max)	4.6 mm[.181 in]
Compatible Insulation Diameter Range	3.05 - 4.57 mm[.12 - .181 in]

Usage Conditions

Insulation Option	Uninsulated
Operating Temperature Range	110 °C[230 °F]

Operation/Application

Compatible With Wire Base Material	Copper
------------------------------------	--------

Industry Standards

Government Qualified Terminal	No
-------------------------------	----

Packaging Features

Packaging Quantity	4000
Packaging Method	Strip/Reel

Product Compliance

For compliance documentation, visit the product page on TE.com>

EU RoHS Directive 2011/65/EU	Compliant
EU ELV Directive 2000/53/EC	Compliant
China RoHS 2 Directive MIIT Order No 32, 2016	No Restricted Materials Above Threshold
EU REACH Regulation (EC) No. 1907/2006	Current ECHA Candidate List: JAN 2024 (240) Candidate List Declared Against: JAN 2024 (240) Does not contain REACH SVHC
Halogen Content	Low Halogen - Br, Cl, F, I < 900 ppm per homogenous material. Also BFR/CFR/PVC




Free

Not applicable for solder process capability


Product Compliance Disclaimer

This information is provided based on reasonable inquiry of our suppliers and represents our current actual knowledge based on the information they provided. This information is subject to change. The part numbers that TE has identified as EU RoHS compliant have a maximum concentration of 0.1% by weight in homogenous materials for lead, hexavalent chromium, mercury, PBB, PBDE, DBP, BBP, DEHP, DIBP, and 0.01% for cadmium, or qualify for an exemption to these limits as defined in the Annexes of Directive 2011/65/EU (RoHS2). Finished electrical and electronic equipment products will be CE marked as required by Directive 2011/65/EU. Components may not be CE marked. Additionally, the part numbers that TE has identified as EU ELV compliant have a maximum concentration of 0.1% by weight in homogenous materials for lead, hexavalent chromium, and mercury, and 0.01% for cadmium, or qualify for an exemption to these limits as defined in the Annexes of Directive 2000/53/EC (ELV). Regarding the REACH Regulation, the information TE provides on SVHC in articles for this part number is based on the latest European Chemicals Agency (ECHA) 'Guidance on requirements for substances in articles' posted at this URL: <https://echa.europa.eu/guidance-documents/guidance-on-reach>

Compatible Parts




TE Part # 2150444-2
OCEAN_2.0_Applicator-E-155F210F-REA




KIT
REPRESENTATION ONLY

TE Part # 7-2150444-7
OCEAN_2.0_SPARE_PART_KIT-155F210F




TE Part # 7-2150444-2
OCEAN_2.0_Applicator-E-155F210F


Customers Also Bought




TE Part # DT04-2P
REC, 2P, GRY, N




TE Part # W2S
Wedgelocks: DEUTSCH DT



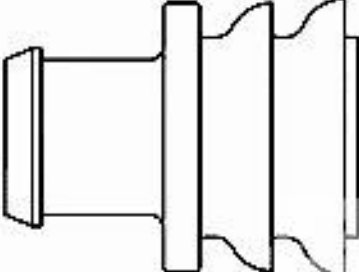
TE Part # 0460-202-16141
DEUTSCH Solid Contacts




TE Part # 282104-1
AMP SUPERSEAL 1.5MM, CONNECTOR HOUSING



TE Part # DT06-2S
PLG, 2P, GRY, N



TE Part # 281934-2
SINGLE WIRE SEAL



TE Part # 114017-ZZ
SEALING PLUG, SIZE 12/16, WHT

Documents

Product Drawings



RING CRIMP 16-14 AWG PHBRZ

English

CAD Files

3D PDF

3D

Customer View Model

ENG_CVM_CVM_42751-3_AF_c-42751-3-af.2d_dxf.zip

English

Customer View Model

ENG_CVM_CVM_42751-3_AF_c-42751-3-af.3d_igs.zip

English

Customer View Model

ENG_CVM_CVM_42751-3_AF_c-42751-3-af.3d_stp.zip

English

By downloading the CAD file I accept and agree to the [Terms and Conditions](#) of use.

Product Specifications

Application Specification

English