

R10-E1Y6-V430

✓ ACTIVE

Potter & Brumfield | Potter & Brumfield R10

TE Internal #: 6-1393766-1

Power Relays, Industrial Panel Plug-In, Monostable, 1400 mW Coil  
Power Rating DC, 430  $\Omega$  Coil Resistance, Sensitive Version, Potter & Brumfield R10

[View on TE.com >](#)



Relays & Contactors > Relays > Power Relays



Relay Type: **Industrial Panel Plug-In**  
Coil Magnetic System: **Monostable**  
Coil Power Rating DC: **1400 mW**  
Coil Resistance: **430  $\Omega$**   
Coil Special Features: **Sensitive Version**

Features

Product Type Features

Relay Type	Industrial Panel Plug-In
------------	--------------------------

Configuration Features

Coil Special Features	Sensitive Version
Contact Arrangement	6 Form C (CO)
Contact Number of Poles	6

Electrical Characteristics

Insulation Initial Dielectric Between Contacts & Coil	1000 Vrms
Insulation Initial Dielectric Between Open Contacts	500 Vrms
Contact Limiting Making Current	3 A
Contact Limiting Short-Time Current	3 A
Contact Limiting Continuous Current	3 A
Insulation Initial Dielectric Between Adjacent Contacts	1000 Vrms
Insulation Initial Resistance	10000 M $\Omega$
Contact Limiting Breaking Current	3 A
Coil Power Rating DC	1400 mW
Coil Resistance	430 $\Omega$
Coil Voltage Rating	24 VDC
Contact Current Rating	3 A



Contact Switching Load (Min)	100mA @ 12V
Contact Voltage Rating	120 VAC
Body Features	
Product Weight	40 g[1.41 oz]
Contact Features	
Contact Material	Ag
Termination Features	
Relay Connection Type	Plug-In
Mechanical Attachment	
Product Mounting Feature Type	Mounting Studs
Product Mount Type	Socket
Dimensions	
Product Width	18.66 mm[.734 in]
Product Length	24.13 mm[.95 in]
Product Height	29.97 mm[1.17 in]
Usage Conditions	
Environmental Ambient Temperature (Max)	75 °C[167 °F]
Operating Temperature Range	-55 - 75 °C
Operation/Application	
Actuating System	DC
Coil Magnetic System	Monostable
Packaging Features	
Packaging Method	Package
Other	
Length Class (Mechanical)	25 - 30 mm
Insulation Initial Dielectric Between Coil & Contact Class	500 - 1000 V
Environmental Ambient Temperature Class	70 - 85 °C
Height Class (Mechanical)	30 - 40 mm
Coil Power Rating Class	1000 - 1500 mW
Width Class (Mechanical)	16 - 20 mm
Contact Current Class	16 A



Product Compliance

For compliance documentation, visit the product page on [TE.com](#)>

EU RoHS Directive 2011/65/EU	Compliant with Exemptions
EU ELV Directive 2000/53/EC	Compliant with Exemptions
China RoHS 2 Directive MIIT Order No 32, 2016	Restricted Materials Above Threshold
EU REACH Regulation (EC) No. 1907/2006	Current ECHA Candidate List: JAN 2024 (240) Candidate List Declared Against: JAN 2023 (233) SVHC > Threshold: Pb (3.7% in Component part) <b>Article Safe Usage Statements:</b> Do not eat, drink or smoke when using this product. Wash thoroughly after handling. Recycle if possible and dispose of the article by following all applicable governmental regulations relevant to your geographic location.
Halogen Content	Not Low Halogen - contains Br or Cl > 900 ppm.
Solder Process Capability	Not applicable for solder process capability

Product Compliance Disclaimer

This information is provided based on reasonable inquiry of our suppliers and represents our current actual knowledge based on the information they provided. This information is subject to change. The part numbers that TE has identified as EU RoHS compliant have a maximum concentration of 0.1% by weight in homogenous materials for lead, hexavalent chromium, mercury, PBB, PBDE, DBP, BBP, DEHP, DIBP, and 0.01% for cadmium, or qualify for an exemption to these limits as defined in the Annexes of Directive 2011/65/EU (RoHS2). Finished electrical and electronic equipment products will be CE marked as required by Directive 2011/65/EU. Components may not be CE marked. Additionally, the part numbers that TE has identified as EU ELV compliant have a maximum concentration of 0.1% by weight in homogenous materials for lead, hexavalent chromium, and mercury, and 0.01% for cadmium, or qualify for an exemption to these limits as defined in the Annexes of Directive 2000/53/EC (ELV). Regarding the REACH Regulation, the information TE provides on SVHC in articles for this part number is based on the latest European Chemicals Agency (ECHA) 'Guidance on requirements for substances in articles' posted at this URL: <https://echa.europa.eu/guidance-documents/guidance-on-reach>

Compatible Parts

 TE Part # 4-1393143-5 27E462=SOCKET,R10,6POLE,TRACK-MNT,SCREW	 TE Part # 1-1393143-0 27E127=SOCKET,R10,22,SLG,PHE	 TE Part # 1-1393143-3 27E130=SOCKET,R10,22,PC,PHEN	 TE Part # 4-1393143-9 27E630=SOCKET,R10,6POLE,PCB,180
---	--	--	---






TE Part # 3-1393143-1  
27E271=SOCKET,R10,22,PC,PHEN


Also in the Series | Potter & Brumfield R10



PCB Headers & Receptacles(1)



Power Relays(135)



Relay Accessories, Sockets & Clips(30)

Customers Also Bought



TE Part # 5102159-1  
A/L UNIV HDR 10P RA



TE Part # 5-104068-5  
50 SYSTEM 50 HDR DRST SHRD



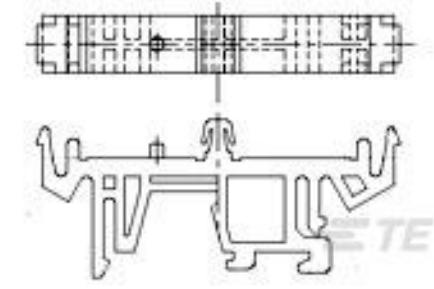
TE Part # 5-104068-3  
30 SYSTEM 50 HDR DRST SHRD



TE Part # 1-103638-3  
14 MTE HDR SRST LATCH .100CL



TE Part # 1-1825007-1  
DRD16CE04=ROT DIP,16P



TE Part # 6-1437661-4  
TKAD=TRK ADPT. 640054900



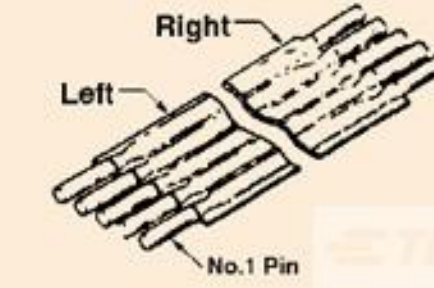
TE Part # 1565917-4  
EMBOSS ASSY DDR2 SODIMM  
SOCKET 200P 5.2H



TE Part # 4-1474644-0  
FSN-23A-20



TE Part # 8-1393769-3  
R10S-E2Y2-J2.5K=R10



TE Part # 4-1437144-0  
FSN-23A-20=NOMEX FS STD



Documents

CAD Files

3D PDF

3D

Customer View Model

ENG\_CVM\_CVM\_6-1393766-1\_B.2d\_dxf.zip

English

Customer View Model

ENG\_CVM\_CVM\_6-1393766-1\_B.3d\_igs.zip

English

Customer View Model

ENG\_CVM\_CVM\_6-1393766-1\_B.3d\_stp.zip

English

By downloading the CAD file I accept and agree to the [Terms and Conditions](#) of use.

Datasheets & Catalog Pages

R10 General Purpose Dry Circuit to 7.5 Amp Multicontact AC or DC Relay

English

Product Specifications

Definitions General Purpose Relays

English

Agency Approvals

CSA Certificate

English