



FPC

TE Internal #: 2-1734592-4

FPC Connectors, Flex-to-Board, 24 Position, .02 in [.5 mm]

Centerline, Zero Insertion Force (ZIF), Right Angle, Surface Mount

[View on TE.com >](#)

Connectors > PCB Connectors > Wire-to-Board Connectors > FFC, FPC & Ribbon Connectors > FPC Connectors > 0.5mm FPC Connectors



Connector System: **Flex-to-Board**

Number of Positions: **24**

Centerline (Pitch): **.5 mm [.02 in]**

Insertion Force Type: **Zero Insertion Force (ZIF)**

PCB Mount Orientation: **Right Angle**

[All 0.5mm FPC Connectors \(135\)](#)

Features

Product Type Features

PCB Connector Assembly Type	PCB Mount Receptacle
Connector Product Type	Connector Assembly
Connector System	Flex-to-Board
Insertion Force Type	Zero Insertion Force (ZIF)
FPC Actuator Type	Stuffer (Plunger Style)
Connector & Contact Terminates To	Flexible Printed Circuit (FPC), Printed Circuit Board

Configuration Features

Compatible With Wire & Cable Type	FFC, FPC
Number of Rows	1
Number of Positions	24
PCB Mount Orientation	Right Angle

Electrical Characteristics

--	--



Operating Voltage	250 VAC
-------------------	---------

Body Features

Primary Product Color	Natural
-----------------------	---------

Contact Features

PCB Contact Termination Area Plating Material Thickness	.025 μm[100 μin]
Contact Layout	Inline
Contact Type	Socket
Contact Mating Area Plating Material Thickness	.025 μm[100 μin]
Contact Shape & Form	Single Beam
PCB Contact Termination Area Plating Material	Gold
Contact Base Material	Phosphor Bronze
Contact Mating Location	Bottom
Contact Mating Area Plating Material	Gold
Contact Current Rating (Max)	.5 A

Termination Features

Termination Method to Printed Circuit Board	Surface Mount
---	---------------

Mechanical Attachment

Mating Alignment	With
Connector Mounting Type	Board Mount
PCB Mount Alignment	Without
PCB Mount Retention	With

Housing Features

Housing Material	LCP (Liquid Crystal Polymer)
Centerline (Pitch)	.5 mm[.02 in]

Dimensions

Connector Length	17.43 mm[.686 in]
Connector Height	2.05 mm[.08 in]
Connector Width	5.1 mm[.2 in]
Accepts Flex Cable Thickness	.3 mm[.012 in]

Usage Conditions

Operating Temperature Range	-40 - 85 °C[-40 - 185 °F]
-----------------------------	---------------------------

Operation/Application



Circuit Application	Signal
---------------------	--------

Identification Marking

Circuit Identification Feature	Without
--------------------------------	---------

Packaging Features

Packaging Quantity	2000
Packaging Method	Tape

Product Compliance

For compliance documentation, visit the product page on [TE.com](#)>


EU RoHS Directive 2011/65/EU	Compliant
EU ELV Directive 2000/53/EC	Compliant
China RoHS 2 Directive MIIT Order No 32, 2016	No Restricted Materials Above Threshold
EU REACH Regulation (EC) No. 1907/2006	Current ECHA Candidate List: JAN 2024 (240) Candidate List Declared Against: JAN 2022 (223) Does not contain REACH SVHC
Halogen Content	Not Low Halogen - contains Br or Cl > 900 ppm.
Solder Process Capability	Reflow solder capable to 260°C

Product Compliance Disclaimer


This information is provided based on reasonable inquiry of our suppliers and represents our current actual knowledge based on the information they provided. This information is subject to change. The part numbers that TE has identified as EU RoHS compliant have a maximum concentration of 0.1% by weight in homogenous materials for lead, hexavalent chromium, mercury, PBB, PBDE, DBP, BBP, DEHP, DIBP, and 0.01% for cadmium, or qualify for an exemption to these limits as defined in the Annexes of Directive 2011/65/EU (RoHS2). Finished electrical and electronic equipment products will be CE marked as required by Directive 2011/65/EU. Components may not be CE marked. Additionally, the part numbers that TE has identified as EU ELV compliant have a maximum concentration of 0.1% by weight in homogenous materials for lead, hexavalent chromium, and mercury, and 0.01% for cadmium, or qualify for an exemption to these limits as defined in the Annexes of Directive 2000/53/EC (ELV). Regarding the REACH Regulation, the information TE provides on SVHC in articles for this part number is based on the latest European Chemicals Agency (ECHA) 'Guidance on requirements for substances in articles' posted at this URL: <https://echa.europa.eu/guidance-documents/guidance-on-reach>

Customers Also Bought







TE Part # 8-215570-0
MICRO-MATCH PBC.10P




TE Part # 925076-3
4W CIRCULAR MATE-N-LOK SOCKET
HSG BLK




TE Part # 1217169-1
250 FASTON,PCB TAB,TCBR




TE Part # 5-534267-2
20 MODIV VRT DR DE 100/125




TE Part # 9-188431-0
M-MATCH FEM. BOTTOM ENTRY
SMD INB.CONN.




TE Part # 2118718-2
STD SHIELD FRAME, CRS-26.21X26.
21X5.08MM



TE Part # 4-2176328-9
CRGP 1206 100K 1%



TE Part # 534267-2
20 MODIV VRT DR OE 100/125



TE Part # 7-1437139-7
FSN-21A-15=NOMEX FS STD

Documents

Product Drawings
FPC CONN. 0.5MM PITCH B/C, 24P
English

CAD Files
3D PDF
3D
Customer View Model
ENG_CVM_CVM_2-1734592-4_C_c-2-1734592-4-c.2d_dxf.zip
English
Customer View Model
ENG_CVM_CVM_2-1734592-4_C_c-2-1734592-4-c.3d_igs.zip
English
Customer View Model
ENG_CVM_CVM_2-1734592-4_C_c-2-1734592-4-c.3d_stp.zip
English

By downloading the CAD file I accept and agree to the Terms and Conditions of use.

Datasheets & Catalog Pages



1-1773959-7-FPC-Connectors-CN

FPC Connector Family

English

Product Specifications

Product Specification

English