




Connectors > Terminal Blocks & Strips > PCB Terminal Blocks



Terminal Block Connector Type: **Header**

Connector System: **Wire-to-Board**

Number of Positions: **3**

Centerline (Pitch): **3.5 mm [.137 in]**

Number of Rows: **1**

Features

Product Type Features

| | |
|-----------------------------------|-----------------------|
| Header Type | Fully Shrouded |
| Terminal Block Connector Type | Header |
| Connector System | Wire-to-Board |
| Connector & Contact Terminates To | Printed Circuit Board |

Configuration Features

| | |
|------------------------|----------------|
| Stacking Configuration | Side Stackable |
| Number of Positions | 3 |
| Number of Rows | 1 |

Electrical Characteristics

| | |
|-------------------|---------|
| Operating Voltage | 300 VAC |
|-------------------|---------|

Body Features

| | |
|-----------------------|----------|
| Primary Product Color | Green |
| Product Orientation | Vertical |



Contact Features

| | |
|--------------------------------------|-------|
| Contact Mating Area Plating Material | Tin |
| Contact Base Material | Brass |
| Contact Current Rating (Max) | 10 A |

Termination Features

| | |
|---|-----------------------|
| Termination Post & Tail Length | 3.4 mm[.134 in] |
| Termination Method to Printed Circuit Board | Through Hole - Solder |

Mechanical Attachment

| | |
|-------------------------|-------------|
| Connector Mounting Type | Board Mount |
|-------------------------|-------------|

Housing Features

| | |
|--------------------|-----------------|
| Housing Material | PA 66 |
| Centerline (Pitch) | 3.5 mm[.137 in] |

Usage Conditions

| | |
|-----------------------------|----------------------------|
| Operating Temperature Range | -40 - 105 °C[-40 - 221 °F] |
|-----------------------------|----------------------------|

Operation/Application

| | |
|---------------------|----------------|
| Circuit Application | Power & Signal |
|---------------------|----------------|

Packaging Features

| | |
|------------------|-----|
| Packaging Method | Box |
|------------------|-----|

Product Compliance

For compliance documentation, visit the product page on TE.com>

| | |
|---|---|
| EU RoHS Directive 2011/65/EU | Compliant |
| EU ELV Directive 2000/53/EC | Compliant |
| China RoHS 2 Directive MIIT Order No 32, 2016 | No Restricted Materials Above Threshold |
| EU REACH Regulation (EC) No. 1907/2006 | Current ECHA Candidate List: JAN 2024 (240) Candidate List Declared Against: JAN 2024 (240) Does not contain REACH SVHC |
| Halogen Content | Low Halogen - Br, Cl, F, I < 900 ppm per homogenous material. Also BFR/CFR/PVC Free |
| Solder Process Capability | Not reviewed for solder process capability |

Product Compliance Disclaimer



This information is provided based on reasonable inquiry of our suppliers and represents our current actual knowledge based on the information they provided. This information is subject to change. The part numbers that TE has identified as EU RoHS compliant have a maximum concentration of 0.1% by weight in homogenous materials for lead, hexavalent chromium, mercury, PBB, PBDE, DBP, BBP, DEHP, DIBP, and 0.01% for cadmium, or qualify for an exemption to these limits as defined in the Annexes of Directive 2011/65/EU (RoHS2). Finished electrical and electronic equipment products will be CE marked as required by Directive 2011/65/EU. Components may not be CE marked. Additionally, the part numbers that TE has identified as EU ELV compliant have a maximum concentration of 0.1% by weight in homogenous materials for lead, hexavalent chromium, and mercury, and 0.01% for cadmium, or qualify for an exemption to these limits as defined in the Annexes of Directive 2000/53/EC (ELV). Regarding the REACH Regulation, the information TE provides on SVHC in articles for this part number is based on the latest European Chemicals Agency (ECHA) 'Guidance on requirements for substances in articles' posted at this URL: <https://echa.europa.eu/guidance-documents/guidance-on-reach>

Compatible Parts

TE Part # 2350398-3
3 POS SPRING TB PLUG , PITCH 3.50

Customers Also Bought

TE Part # 5050864-5
SOCKET,MIN-SPR W/H SN-AU SER-3

TE Part # 284506-2
2 POS TERMI-BLOK PLUG STACK 3,

TE Part # 1-284506-0
10 POS TERMI-BLOK PLUG STAC 3,


TE Part # 1-284512-0
10 POS TERMI-BLOK HDR 900 POLA

TE Part # 284506-3
3 POS TERMI-BLOK PLUG STACK 3,


TE Part # 2350398-2
2 POS SPRING TB PLUG , PITCH 3.50

TE Part # 2350398-4
4 POS SPRING TB PLUG , PITCH 3.50

TE Part # 2351885-3
3POS TB HDR 180 DEG, PITCH 5.0&TL 4.5mm



TE Part # 2351886-5
5POS TB HDR 180 DEG, PITCH 3.5, TL 3.4mm



TE Part # 2351886-6
6POS TB HDR 180 DEG, PITCH 3.5, TL 3.4mm

Documents

Product Drawings

3POS TB HDR 180 DEG, PITCH 3.5, TL 3.4mm

English

CAD Files

3D PDF

3D

Customer View Model

ENG_CVM_CVM_2351886-3_A.2d_dxf.zip

English

Customer View Model

ENG_CVM_CVM_2351886-3_A.3d_igs.zip

English

Customer View Model

ENG_CVM_CVM_2351886-3_A.3d_stp.zip

English

By downloading the CAD file I accept and agree to the [Terms and Conditions](#) of use.

Datasheets & Catalog Pages

BUCHANAN PUSH-IN CLAMP PCB CONNECTORS

English

Product Specifications

Application Specification

English

Agency Approvals

VDE Certificate

English