

The operation of the new 304GX Percentage Timer is similar to the 304G with several noteworthy enhancements. The accuracy of the 304GX has been improved to 1% of range. With the Cycle Progress Memory feature, when power is removed and restored during the cycle, the 304GX will continue the cycle without resetting. The latching relay only changes state when the cycle reaches the set point or the end of the cycle.

CONTACTS: The relay contact is capable of switching 10 A to a resistive 120 VAC or 30 VDC load. It is capable of driving a 1/3 HP load at 120 VAC.

CYCLE PROGRESS INDICATION: The 304GX has a pilot light that is on solid during the relay off time. It blinks at a faster rate during the relay on time: once every 3.2 seconds during the first 10% of the cycle, twice during the second 25% and so on.

HIGH ACCURACY: The 304GX's timing circuit is not a simple RC circuit. It utilizes the microprocessor that includes counting technology along with a stable crystal oscillator to provide repeatable time delays.

CONVENIENT ADJUSTMENT: Graduated in easily read 1% increments, the 304GX provides continuous adjustment of on time between 1 and 99%.



Solid State Percentage Timer

OPERATION

The 304GX comes standard in the 60 SEC range but is user configurable for the 15 SEC, 30 SEC, 120 SEC or MIN by jumpers from the PC board. Each of these ranges can also be made minutes range by a jumper. Its solid-state circuitry repeatedly closes the SPST load switch for a percentage of the time cycle, as set on the timer dial, and opens it for the remainder of the cycle.

When the dial pointer is set below 1%, the load switch stays open for the full cycle; it remains closed when the pointer is set above 99%. This is true for all seconds and minutes.

If power is interrupted, the 304GX timer will not reset and the relay state will not change. When power is restored, the timer will continue the interrupted cycles.

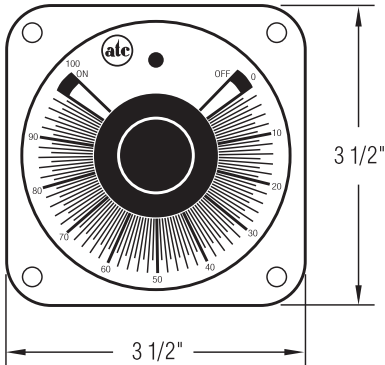
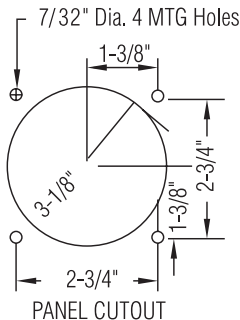
MODEL NUMBER

MODEL NUMBER	304GX		Q	00	
RANGE					
Multi-range, Jumper Selectable* 15/30/60/120 SEC or MIN *Factory Set to 120 Sec Range	400				
15 SEC	004				
30 SEC	006				
60 SEC	007				
VOLTAGE & FREQUENCY 120 VAC, 50/60 Hz		Q			
DIAL CALIBRATION Standard			00		
FEATURES					
Standard					XX
Special					XX

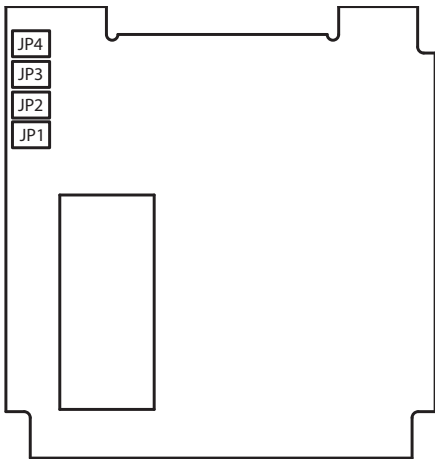
SPECIFICATIONS

MODEL	304GX Non Plug-In
CONTACT RATINGS (non-inductive)	10A at 120 VAC
TEMPERATURE RATING	32 to 120°F (0 to 50 C)
SETTING ACCURACY	±1% of range 1% to 99% on time, in 1% graduations. FULL ON, FULL OFF FEATURE. When pointer is set below 1%, load switch contacts are open continuously; above 99%, contacts are closed continuously in all seconds ranges. Minute ranges have a 0.01% minimum.
RANGES	Standard 120 SEC range three configurable ranges of 15 SEC, 30 SEC, 60 SEC, 15 MIN, 30 MIN, 60 MIN and 120 MIN.
LOAD RELAY	One SPST Relay 10 AMP @ 120 VAC
POWER REQUIREMENTS	120V, 50/60 Hz; 50mA running current
TERMINALS	4 screw terminals accessible at rear; wiring diagram on housing
WEIGHT	Net: 5.6 oz.
SHIPPING:	1 lb.

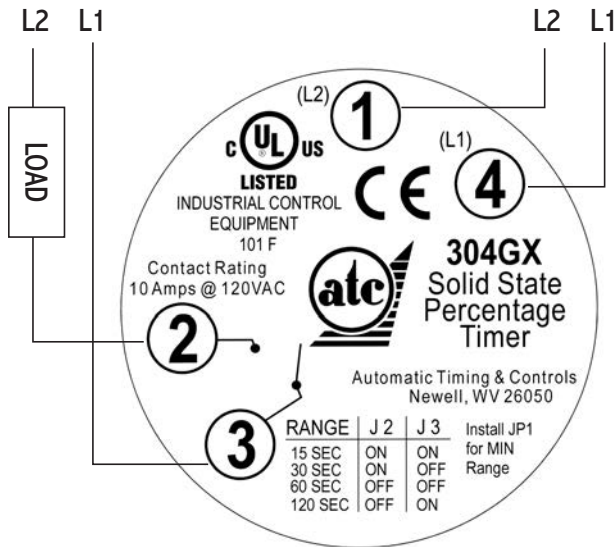
DIMENSIONS (INCHES)



USER CONFIGURATION



WIRING



REAR VIEW OF TIMER

CHART 1		
*Range of Configuration		
Range	J2	J3
15 SEC	ON	ON
30 SEC	ON	OFF
60 SEC	OFF	OFF
120 SEC	OFF	ON
*For same minute ranges, jump J1		
Examples:		
1. Jump J3, No Jump J1, J2 make a 120 SEC range.		
2. Jump J1, No Jump J2, J3, make a 60 minute range.		