



Connectors > Terminal Blocks & Strips > Modular Terminal Blocks



Block Function: **Fuse**

Modular Terminal Block Product Type: **Screw Clamp Terminal Block**

Primary Product Color: **Gray & Dark Gray**

Product Spacing: **8 mm [.315 in]**

Number of Positions: **2**

Features

Product Type Features

Modular Terminal Block Product Type	Screw Clamp Terminal Block
-------------------------------------	----------------------------

Configuration Features

Gauge Type	A5-B5
Number of Levels	1
Number of Circuits	1
Block Function	Fuse
Number of Positions	2

Electrical Characteristics

Impulse Withstanding Voltage Rating (IEC)	6000 V
Current Rating (CSA)	22 A
Voltage Rating (IEC)	630 V
Operating Voltage Rating (UL & CSA) (Max) - Main Circuit	600 V
Voltage Rating (CSA)	600 V
Dielectric Withstanding Voltage (Max)	2000 V



Current Rating (UL)	22 A
Current Rating (IEC)	10 A

Body Features

Product Weight	28.5 g[1.122 oz]
Primary Product Color	Gray & Dark Gray

Mechanical Attachment

DIN Rail Mounting Type	TH35-15, TH35-7.5
Connector Mounting Type	DIN Rail

Housing Features

Housing Material	Polyamide
------------------	-----------

Dimensions

Main Circuit Capacity - Twin Ferrule per Screw Clamp	20 - 12 AWG
Main Circuit Capacity - 1 Flexible Conductor per Screw Clamp	24 - 6 AWG
Main Circuit Capacity - 1 Non-Insulated Ferrule per Screw Clamp	.5 - 10 mm ²
Main Circuit Capacity - 1 Insulated Ferrule per Screw Clamp	24 - 10 AWG
Main Circuit Capacity - 2 Flexible Conductors per Screw Clamp	.5 - 4 mm ²
Main Circuit Capacity - 1 Rigid Stranded Conductor per Screw Clamp	24 - 6 AWG
Wire Stripping Length	13 mm[.512 in]
Main Circuit Capacity - 2 Rigid Stranded Conductors per Screw Clamp	.5 - 4 mm ²
Tool Size	4 mm[.157 in]
Product Depth	76.3 mm
Product Length	76.3 mm[3 in]
Product Height	74.3 mm
Product Spacing	8 mm[.315 in]

Usage Conditions

Installation Temperature Range	-5 - 40 °C[23 - 104 °F]
Operating Temperature Range	-55 - 110 °C[-67 - 230 °F]

Industry Standards

IP Rating	IP20
UL Flammability Rating	UL 94V-0



Product Compliance


For compliance documentation, visit the product page on TE.com>

EU RoHS Directive 2011/65/EU	Compliant
EU ELV Directive 2000/53/EC	Compliant
China RoHS 2 Directive MIIT Order No 32, 2016	No Restricted Materials Above Threshold
EU REACH Regulation (EC) No. 1907/2006	Current ECHA Candidate List: JAN 2024 (240) Candidate List Declared Against: JAN 2024 (240) Does not contain REACH SVHC
Halogen Content	Low Halogen - Br, Cl, F, I < 900 ppm per homogenous material. Also BFR/CFR/PVC Free
Solder Process Capability	Not reviewed for solder process capability


Product Compliance Disclaimer

This information is provided based on reasonable inquiry of our suppliers and represents our current actual knowledge based on the information they provided. This information is subject to change. The part numbers that TE has identified as EU RoHS compliant have a maximum concentration of 0.1% by weight in homogenous materials for lead, hexavalent chromium, mercury, PBB, PBDE, DBP, BBP, DEHP, DIBP, and 0.01% for cadmium, or qualify for an exemption to these limits as defined in the Annexes of Directive 2011/65/EU (RoHS2). Finished electrical and electronic equipment products will be CE marked as required by Directive 2011/65/EU. Components may not be CE marked. Additionally, the part numbers that TE has identified as EU ELV compliant have a maximum concentration of 0.1% by weight in homogenous materials for lead, hexavalent chromium, and mercury, and 0.01% for cadmium, or qualify for an exemption to these limits as defined in the Annexes of Directive 2000/53/EC (ELV). Regarding the REACH Regulation, the information TE provides on SVHC in articles for this part number is based on the latest European Chemicals Agency (ECHA) 'Guidance on requirements for substances in articles' posted at this URL: <https://echa.europa.eu/guidance-documents/guidance-on-reach>


Compatible Parts




TE Part # 1SNK160000R0000
MC812



TE Part # 1SNK900001R0000
BAM4

















TE Part # 1SNK900002R0000
BAZ1






TE Part # 1SNK900104R0000
ES-TC8











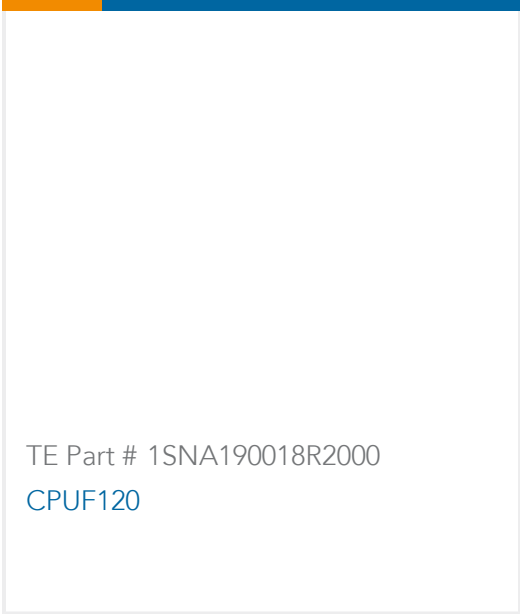
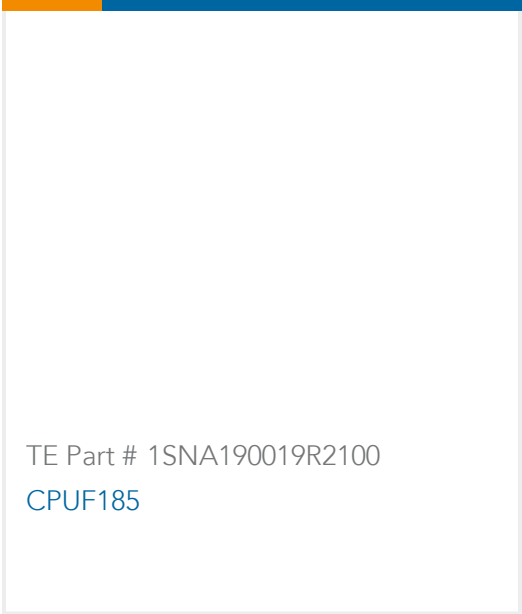
 <p>TE Part # 1SNK900200R0000 TC5</p>	 <p>TE Part # 1SNK900205R0000 TP4</p>	 <p>TE Part # 1SNK908302R0000 JB8-2</p>	 <p>TE Part # 1SNK908303R0000 JB8-3</p>
 <p>TE Part # 1SET111016R0000 WF060-12-GN</p>	 <p>TE Part # 1SNK169999R0000 MC812PA</p>	 <p>TE Part # 1SNK900201R0000 TC5-R1</p>	 <p>TE Part # 1SNK900203R0000 TP2</p>
 <p>TE Part # 1SNK900611R0000 UMH</p>	 <p>TE Part # 1SNK908304R0000 JB8-4</p>	 <p>TE Part # 1SNK908305R0000 JB8-5</p>	 <p>TE Part # 1SNK908310R0000 JB8-10</p>
 <p>TE Part # 1SET111035R0000 WF060-12-YL</p>	 <p>TE Part # 1SET112009R0000 WFD040-12-OR</p>	 <p>TE Part # 1SET112015R0000 WFD040-12-GR</p>	

Also in the Series | ENTRELEC SNK

 <p>Modular Terminal Blocks(320)</p>	 <p>Terminal Block & Strip Conducting Accessories(67)</p>	 <p>Terminal Block & Strip Insulating Accessories(31)</p>
---	---	--

Customers Also Bought



 <p>TE Part # 1SNK506010R0000 ZS6</p>	 <p>TE Part # 1SNA190003R2200 D120/42.FF</p>	 <p>TE Part # 1SNA190005R2400 D300/55.FF</p>	 <p>TE Part # 1SNK506020R0000 ZS6-BL</p>
 <p>TE Part # 1SNK905305R0000 JB5-5</p>	 <p>TE Part # 1SNK906310R0000 JB6-10</p>	 <p>TE Part # 1SNA190002R2100 D70/32.FF</p>	 <p>TE Part # 1SNA190017R1700 CPUF70</p>
 <p>TE Part # 1SNA190018R2000 CPUF120</p>	 <p>TE Part # 1SNA190019R2100 CPUF185</p>		

Documents

CAD Files

3D PDF

3D

Customer View Model

ENG_CVM_CVM_1SNK508418R0000_A.2d_dxf.zip

English

Customer View Model

ENG_CVM_CVM_1SNK508418R0000_A.3d_igs.zip

English

Customer View Model

ENG_CVM_CVM_1SNK508418R0000_A.3d_stp.zip

English

By downloading the CAD file I accept and agree to the Terms and Conditions of use.

Datasheets & Catalog Pages

ENTRELEC Terminal Block - Master Catalog

ENTRELEC Terminal Block - Master Catalog

English

1SNK508418R0000

Modular Terminal Blocks, Fuse, Screw Clamp Terminal Block, Gray & Dark Gray,
Product Spacing .315 in [8 mm], 2 Position, DIN Rail, ENTRELEC SNK



[ZS10-SF](#)

English

[SNK SERIES TERMINAL BLOCKS](#)

English

[ENTRELEC Terminal Blocks Catalogue \(RUS\)](#)