




TE Internal #: 5222006-1
BNC RF Interface, Jack, 50 Ω, Bayonet, 4 GHz Operating
Frequency, Cable-to-Board, 1 Position, Printed Circuit Board, Board
Mount
[View on TE.com >](#)

Connectors > RF Connectors > Coax Connectors > BNC Vertical Jack RF Connector, 50 Ohm, Bayonet Coupling Mechanism



RF Interface: **BNC**
RF Connector Style: **Jack**
RF Connector Mated Outer Diameter (Approximate): **14.53 mm [.572 in]**
Impedance: **50 Ω**
RF Connector Coupling Mechanism: **Bayonet**

[All BNC Vertical Jack RF Connector, 50 Ohm, Bayonet Coupling Mechanism \(30\)](#)

Features

Product Type Features

RF Interface	BNC
RF Connector Style	Jack
Connector System	Cable-to-Board
Sealable	No
Connector & Contact Terminates To	Printed Circuit Board

Configuration Features

PCB Mount Orientation	Vertical
Number of Positions	1
Number of Coaxial Contacts	1

Electrical Characteristics

Impedance	50 Ω
-----------	------

Body Features

Body Material	Zinc
---------------	------



Body Plating Material	Nickel
-----------------------	--------

Contact Features

RF Connector Center Contact Underplating Material	Nickel
	1080 μin
RF Connector Center Contact Plating Material	Gold
RF Connector Center Contact Material	Beryllium Copper

Termination Features

Termination Post & Tail Length	4.19 mm[.165 in]
Termination Method to Printed Circuit Board	Through Hole - Press-Fit

Mechanical Attachment

PCB Mount Retention	With
RF Connector Coupling Mechanism	Bayonet
Connector Mounting Type	Board Mount
RF Contact Captivation Method	Mechanical
Detent	With

Dimensions

Profile Height from PCB	20.57 mm[.81 in]
RF Connector Mated Outer Diameter (Approximate)	14.53 mm[.572 in]

Usage Conditions

Insulation Option	Uninsulated
Operating Temperature Range	-55 - 85 °C[-67 - 185 °F]

Operation/Application

Operating Frequency	4 GHz
---------------------	-------

Packaging Features


Packaging Method	Tube
------------------	------

Other

Grade	Commercial
Dielectric Material	PTFE

Product Compliance

For compliance documentation, visit the product page on [TE.com](#)>





EU RoHS Directive 2011/65/EU	Compliant with Exemptions
EU ELV Directive 2000/53/EC	Compliant with Exemptions
China RoHS 2 Directive MIIT Order No 32, 2016	Restricted Materials Above Threshold
EU REACH Regulation (EC) No. 1907/2006	Current ECHA Candidate List: JAN 2024 (240) Candidate List Declared Against: JAN 2024 (240) SVHC > Threshold: Pb (.6% in Component Part) Article Safe Usage Statements: Do not eat, drink or smoke when using this product. Wash thoroughly after handling. Recycle if possible and dispose of the article by following all applicable governmental regulations relevant to your geographic location.
Halogen Content	Low Bromine/Chlorine - Br and Cl < 900 ppm per homogenous material. Also BFR /CFR/PVC Free
Solder Process Capability	Not applicable for solder process capability

Product Compliance Disclaimer

This information is provided based on reasonable inquiry of our suppliers and represents our current actual knowledge based on the information they provided. This information is subject to change. The part numbers that TE has identified as EU RoHS compliant have a maximum concentration of 0.1% by weight in homogenous materials for lead, hexavalent chromium, mercury, PBB, PBDE, DBP, BBP, DEHP, DIBP, and 0.01% for cadmium, or qualify for an exemption to these limits as defined in the Annexes of Directive 2011/65/EU (RoHS2). Finished electrical and electronic equipment products will be CE marked as required by Directive 2011/65/EU. Components may not be CE marked. Additionally, the part numbers that TE has identified as EU ELV compliant have a maximum concentration of 0.1% by weight in homogenous materials for lead, hexavalent chromium, and mercury, and 0.01% for cadmium, or qualify for an exemption to these limits as defined in the Annexes of Directive 2000/53/EC (ELV). Regarding the REACH Regulation, the information TE provides on SVHC in articles for this part number is based on the latest European Chemicals Agency (ECHA) 'Guidance on requirements for substances in articles' posted at this URL: <https://echa.europa.eu/guidance-documents/guidance-on-reach>

Compatible Parts



TE Part # CAT-076-BNCJKISG50
BNC RF Connector: Jack Assembly, Isolated Ground Protection, 50 Ohm



TE Part # CAT-076-BNCJKSH50
BNC RF Connector: jack assembly - short, 50 Ohm, 4Ghz



TE Part # 5413771-3
JACK BLKHD,COML BNC,HEX CRIMP



TE Part # 1-5227079-6
COMM BNC PLUG



TE Part # 5413779-3
COML BNC,50 OHM, HEX CRIMP



TE Part # 5227169-5
BNC - SOLDER RECEPT



TE Part # 5227169-7
BNC SOLDER JACK RECEPTACLE



TE Part # 5227169-8
BNC - SOLDER RECEPT



TE Part # 5228979-7
JACK,COML,SERIES BNC,GOLD PL



TE Part # 5228980-7
JACK,BHD,COML,SERIES BNC,GOLD



TE Part # 1-5221128-7
PLUG,COMMERCIAL BNC



TE Part # 5227079-5
COMM BNC PLUG



TE Part # 5227079-6
COMM. BNC-PLUG



TE Part # 8-5227079-2
COMM BNC PLUG



TE Part # 1-5227079-1
COMM BNC PLUG



TE Part # 228979-7
JACK,COML,SERIES BNC,GOLD PL



TE Part # 413779-3
COML BNC,50 OHM, HEX CRIMP



TE Part # 5228980-6
JACK,BHD,COML,SERIES BNC,GOLD



TE Part # 2016080-2
JACK,PCB,COMMERCIAL BNC



TE Part # 228979-6
JACK,COML,SERIES BNC,GOLD PL

Customers Also Bought



TE Part # 3-6609129-0
5EFM4SC=F8114



TE Part # 5750638-1
15 PLUG SP/FMS BRDLK




TE Part # 9-146261-0
80 MODII HDR DRST B/A .100CL LF



TE Part # 1871058-3
PCI EXPRESS CONN. EON TYPE, 98





TE Part # 1609139-2
MA101 PEM CONNECTOR=F6901



TE Part # 1-87233-0
10 MODII HDR SRRA UNSHRD .100



TE Part # 4-1437653-5
6PCV-11-006=#6 TRIBARRIER



TE Part # 640900-3
05P UMNL PIN HDR ASSY 94VO LF

TE Part # 2127771-1
CABLE ASSY, 3071019H01

Documents

Product Drawings

RECEPTACLE,PRESS FIT,COML BNC

English

CAD Files

3D PDF

3D

Customer View Model

ENG_CVM_CVM_5222006-1_B.2d_dxf.zip

English

Customer View Model

ENG_CVM_CVM_5222006-1_B.3d_igs.zip

English

Customer View Model

ENG_CVM_CVM_5222006-1_B.3d_stp.zip

English

3D PDF

English

Customer View Model

ENG_CVM_5222006-1_A.2d_dxf.zip

English

Customer View Model

ENG_CVM_5222006-1_A.3d_igs.zip

English

Customer View Model

ENG_CVM_5222006-1_A.3d_stp.zip

English



By downloading the CAD file I accept and agree to the [Terms and Conditions](#) of use.

Datasheets & Catalog Pages

BNC Connectors

English

Product Specifications

Application Specification

English