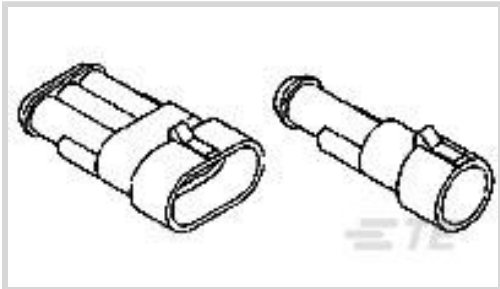




Connectors > Automotive Connectors > Automotive Housings > AMP SUPERSEAL 1.5MM, CONNECTOR HOUSING



Connector System: **Wire-to-Wire**
Number of Positions: **4**
Connector & Housing Type: **Housing for Male Terminals**
Centerline (Pitch): **6 mm [.236 in]**
Sealable: **Yes**

All AMP SUPERSEAL 1.5MM, CONNECTOR HOUSING (27)

Features

Product Type Features

Mixed & Hybrid Connector	No
Connector Shape	Rectangular
Connector System	Wire-to-Wire
Connector & Housing Type	Housing for Male Terminals
Sealable	Yes
Connector & Contact Terminates To	Wire & Cable
Primary Locking Feature	Integrated in Housing

Configuration Features

Number of Positions	4
Number of Rows	1

Electrical Characteristics

Operating Voltage	24 VDC
Nominal Voltage Architecture	12 V, 24 V

Body Features

Cable Exit Angle	180°
Primary Product Color	Black
Connector & Keying Code	Neutral



Contact Features

Contact Size	1.5mm
Contact Type	Tab
Contact Current Rating (Max)	14 A

Mechanical Attachment

Terminal Position Assurance	Yes
Strain Relief	Without
Mating Alignment Type	Polarizing Rib
Mating Alignment	With
Connector Mounting Type	Cable Mount (Free-Hanging)

Housing Features

Housing Material	PA GF
Centerline (Pitch)	6 mm[.236 in]

Dimensions

Connector Height	42 mm[1.654 in]
Product Width	13.8 mm[.543 in]
Product Length	31.8 mm[1.252 in]

Usage Conditions

Operating Temperature (Max)	70 °C, 75 °C, 80 °C, 85 °C, 90 °C, 100 °C, 105 °C, 110 °C, 120 °C, 125 °C[158 °F][167 °F][176 °F][185 °F][194 °F][212 °F][221 °F][230 °F][248 °F][257 °F]
Operating Temperature Range	-40 - 125 °C[-40 - 257 °F]

Operation/Application

Circuit Application	Signal
---------------------	--------

Industry Standards

Degree of Protection	IP67
----------------------	------

Packaging Features

Packaging Quantity	900
Packaging Method	Box

Other

Serviceable	Yes
-------------	-----



Connector Position Assurance Capable

No

Product Compliance


For compliance documentation, visit the product page on TE.com>

EU RoHS Directive 2011/65/EU	Compliant
EU ELV Directive 2000/53/EC	Compliant
China RoHS 2 Directive MIIT Order No 32, 2016	No Restricted Materials Above Threshold
EU REACH Regulation (EC) No. 1907/2006	Current ECHA Candidate List: JAN 2024 (240) Candidate List Declared Against: JAN 2024 (240) Does not contain REACH SVHC
Halogen Content	Low Halogen - Br, Cl, F, I < 900 ppm per homogenous material. Also BFR/CFR/PVC Free
Solder Process Capability	Not applicable for solder process capability

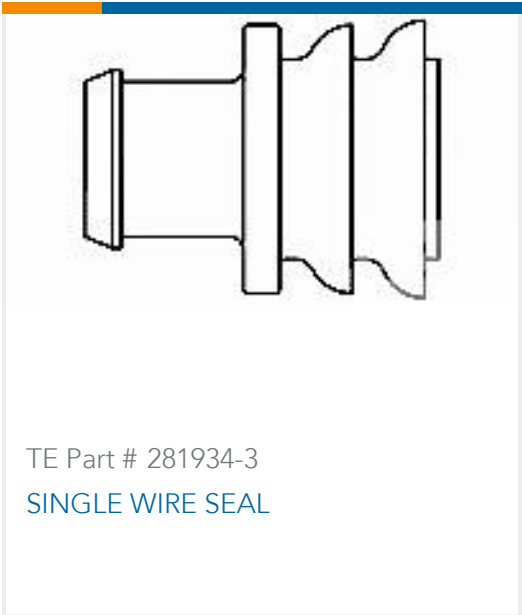
Product Compliance Disclaimer

This information is provided based on reasonable inquiry of our suppliers and represents our current actual knowledge based on the information they provided. This information is subject to change. The part numbers that TE has identified as EU RoHS compliant have a maximum concentration of 0.1% by weight in homogenous materials for lead, hexavalent chromium, mercury, PBB, PBDE, DBP, BBP, DEHP, DIBP, and 0.01% for cadmium, or qualify for an exemption to these limits as defined in the Annexes of Directive 2011/65/EU (RoHS2). Finished electrical and electronic equipment products will be CE marked as required by Directive 2011/65/EU. Components may not be CE marked. Additionally, the part numbers that TE has identified as EU ELV compliant have a maximum concentration of 0.1% by weight in homogenous materials for lead, hexavalent chromium, and mercury, and 0.01% for cadmium, or qualify for an exemption to these limits as defined in the Annexes of Directive 2000/53/EC (ELV). Regarding the REACH Regulation, the information TE provides on SVHC in articles for this part number is based on the latest European Chemicals Agency (ECHA) 'Guidance on requirements for substances in articles' posted at this URL: <https://echa.europa.eu/guidance-documents/guidance-on-reach>

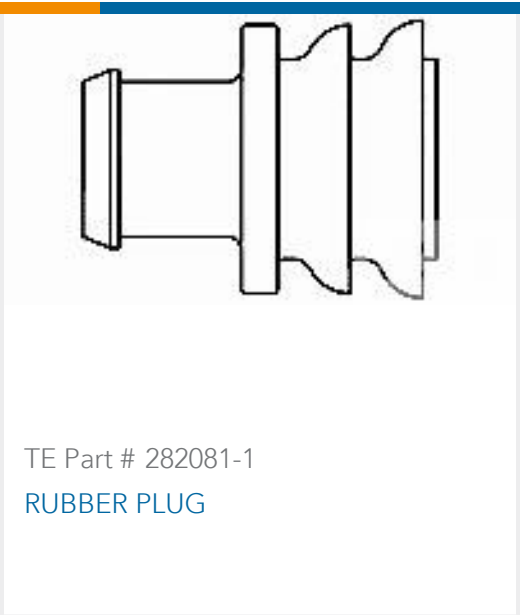
Compatible Parts



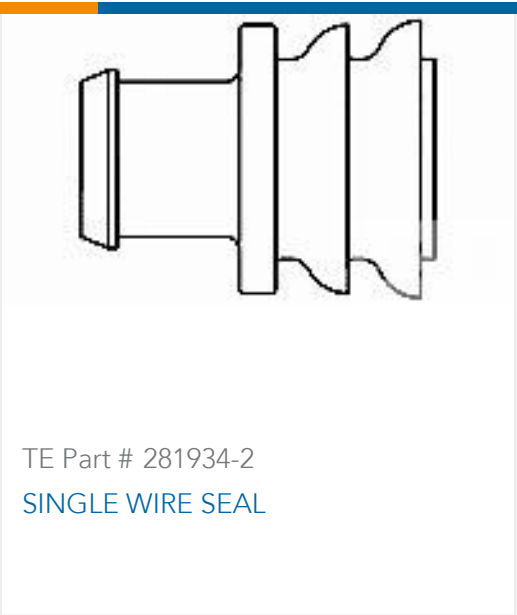
TE Part # 493581-1
BOOT 4 POSN HSG



TE Part # 281934-3
SINGLE WIRE SEAL

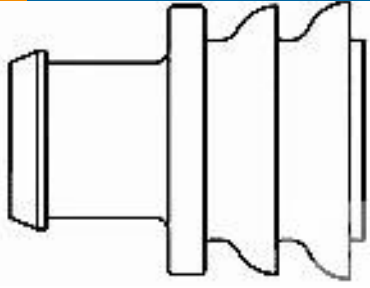


TE Part # 282081-1
RUBBER PLUG



TE Part # 281934-2
SINGLE WIRE SEAL





TE Part # 281934-4
SINGLE WIRE SEAL



TE Part # CAT-AM71-T273
AMP SUPERSEAL 1.5MM,
RECEPTACLE AND TAB




TE Part # CAT-AM71-CH8172
AMP SUPERSEAL 1.5MM,
CONNECTOR HOUSING




TE Part # 785061-2
INSERT TOOL SEC-LOC TB 3,4,5,6P

TE Part # 2452133-1
EXTRACTION TOOL


Also in the Series | AMP Superseal 1.5mm Series




Automotive Connector Caps & Covers
(2)




Automotive Housings(36)




Automotive Terminals(17)



Connector Seals & Cavity Plugs(6)



Insertion & Extraction Tools(3)



Other Automotive Connector
Accessories(3)



PCB Headers & Receptacles(2)

Customers Also Bought



TE Part # 282108-1
AMP SUPERSEAL 1.5MM,
CONNECTOR HOUSING



TE Part # 493581-1
BOOT 4 POSN HSG



TE Part # 183025-1
AMP SUPERSEAL 1.5MM,
RECEPTACLE AND TAB



Documents

CAD Files

Customer View Model

[ENG_CVM_CVM_282106-1_B.2d_dxf.zip](#)

English

Customer View Model

[ENG_CVM_CVM_282106-1_B.3d_stp.zip](#)

English

Customer View Model

[ENG_CVM_CVM_282106-1_B.3d_igs.zip](#)

English

3D PDF

3D

Customer View Model

[ENG_CVM_282106-1_A2.2d_dxf.zip](#)

English

Customer View Model

[ENG_CVM_282106-1_A2.3d_igs.zip](#)

English

Customer View Model

[ENG_CVM_282106-1_A2.3d_stp.zip](#)

English

3D PDF

English

By downloading the CAD file I accept and agree to the [Terms and Conditions](#) of use.

Datasheets & Catalog Pages

[AMP SUPERSEAL 1.5mm Connector System](#)

English

[ICT Terminals and Connectors Catalogue](#)

English

Product Specifications

[Product Specification](#)

English

Instruction Sheets

[AMP SUPERSEAL 1.5 SERIES](#)

English

[Customer Manual \(non U.S.\)](#)

English