




Connectors > PCB Connectors > PCB Headers & Receptacles > AMP HPI 1.25 mm Headers



Connector System: Wire-to-Board

Number of Positions: 14

Number of Rows: 1

Centerline (Pitch): 1.25 mm [ .049 in ]

PCB Mount Orientation: Right Angle

[All AMP HPI 1.25 mm Headers \(0\)](#)

Features

Product Type Features

Connector System	Wire-to-Board
Header Type	Partially Shrouded
Sealable	No
Connector & Contact Terminates To	Printed Circuit Board
PCB Connector Assembly Type	PCB Mount Header

Configuration Features

Connector Contact Load Condition	Fully Loaded
Number of Positions	14
Number of Rows	1
PCB Mount Orientation	Right Angle

Electrical Characteristics

Operating Voltage	100 VAC
-------------------	---------

Body Features

--	--



Primary Product Color	Natural
-----------------------	---------

Contact Features

PCB Contact Termination Area Plating Material Thickness	2.54 µm[100 µin]
Contact Layout	Inline
Mating Tab Width	.74 mm[.029 in]
Mating Tab Thickness	.3 mm[.012 in]
Contact Mating Area Plating Material Thickness	2.54 µm[100 µin]
PCB Contact Termination Area Plating Material Finish	Matte
Contact Mating Area Plating Material Finish	Matte
PCB Contact Termination Area Plating Material	Tin
Contact Base Material	Phosphor Bronze
Contact Mating Area Plating Material	Nickel
Contact Type	Pin
Contact Current Rating (Max)	3 A

Termination Features

Rectangular Termination Post & Tail Thickness	.3 mm[.012 in]
Terminations per Post (Max)	3
Rectangular Termination Post & Tail Width	.35 mm[.014 in]
Termination Method to Printed Circuit Board	Surface Mount

Mechanical Attachment

Mating Alignment Type	Polarization
Mating Retention	Without
PCB Mount Retention Type	Solder Peg
Connector Mounting Type	Board Mount
Mating Alignment	With
PCB Mount Alignment	Without
PCB Mount Retention	With

Housing Features

Housing Material	High Temperature Thermoplastic
Centerline (Pitch)	1.25 mm[.049 in]

Dimensions

Connector Length	22.79 mm[.897 in]
------------------	-------------------



Connector Height	3.45 mm[.136 in]
Connector Width	4.7 mm[.185 in]

Usage Conditions

Operating Temperature Range	-25 - 85 °C[-13 - 185 °F]
-----------------------------	---------------------------

Operation/Application

Circuit Application	Signal
---------------------	--------

Industry Standards

UL Flammability Rating	UL 94V-0
------------------------	----------

Packaging Features

Packaging Quantity	1000
Packaging Method	Reel

Product Compliance

For compliance documentation, visit the product page on TE.com>

EU RoHS Directive 2011/65/EU	Not Yet Reviewed
EU ELV Directive 2000/53/EC	Not Yet Reviewed
China RoHS 2 Directive MIIT Order No 32, 2016	No Restricted Materials Above Threshold
EU REACH Regulation (EC) No. 1907/2006	Current ECHA Candidate List: JAN 2024 (240) Candidate List Declared Against: JUN 2015 (163) SVHC > Threshold: Not Yet Reviewed
Halogen Content	Not Low Halogen - contains Br or Cl > 900 ppm.
Solder Process Capability	Reflow solder capable to 260°C

Product Compliance Disclaimer

This information is provided based on reasonable inquiry of our suppliers and represents our current actual knowledge based on the information they provided. This information is subject to change. The part numbers that TE has identified as EU RoHS compliant have a maximum concentration of 0.1% by weight in homogenous materials for lead, hexavalent chromium, mercury, PBB, PBDE, DBP, BBP, DEHP, DIBP, and 0.01% for cadmium, or qualify for an exemption to these limits as defined in the Annexes of Directive 2011/65/EU (RoHS2). Finished electrical and electronic equipment products will be CE marked as required by Directive 2011/65/EU. Components may not be CE marked. Additionally, the part numbers that TE has identified as EU ELV compliant have a maximum concentration of 0.1% by weight in homogenous materials for lead, hexavalent chromium, and mercury, and 0.01% for cadmium, or qualify for an exemption to these limits as defined in the Annexes of Directive 2000/53/EC (ELV). Regarding the REACH Regulation, the information TE provides on SVHC in articles for this part number is based on the latest European Chemicals Agency (ECHA) 'Guidance on requirements for substances in articles' posted at this URL: <https://echa.europa.eu/guidance-documents/guidance-on-reach>



Compatible Parts



TE Part # 1734193-1  
WTB Socket,Terminal 80u" Tin




TE Part # 1-440146-4  
1.25mm WTB Socket,Housing,14p




TE Part # 440147-2  
1.0 WTB Terminal 30u" Au


Customers Also Bought




TE Part # 1676151-2  
RN 0805 10K5 0.1% 10PPM 1KRL




TE Part # 1676289-2  
RN 0805 2K43 0.1% 10PPM 1KRL




TE Part # 1676290-2  
RN 0805 2K49 0.1% 10PPM 1KRL



TE Part # 3-1879023-0  
3650 1008 0.56uH 5% 2K RL



TE Part # 1676397-2  
RN 0805 61R9 0.1% 10PPM 1KRL



TE Part # 2301843-2  
AMPL PLUG HD20, R/A, 9P, B/L, 4-40 S /LOCK

Documents

Product Drawings

1.25 WTB, HDR, SMT, RA, 14P

English

CAD Files

Customer View Model

ENG\_CVM\_1-1734261-4\_A.3d\_igs.zip

English

Customer View Model

ENG\_CVM\_1-1734261-4\_A.3d\_stp.zip

English

Customer View Model

ENG\_CVM\_1-1734261-4\_A.2d\_dxf.zip

English

3D PDF



English

By downloading the CAD file I accept and agree to the [Terms and Conditions](#) of use.

Datasheets & Catalog Pages

HPI Connectors QRG

English

Product Specifications

Product Specification

English