


RS485 6 Click



PID: MIKROE-3993

RS485 6 Click offers a half-duplex RS-485 communication with integrated surge protection, which can be used as an interface between the TTL level UART and the RS485 communication bus. It is based on [THVD1429DT](#), a transceiver from [Texas Instruments](#) with signaling rate of up to 20 Mbps. This device features a wide common-mode voltage range from 3.3V to 5V, which makes it suitable for multi-point applications over long cable runs and noisy areas thanks to the integrated transient voltage suppressor (TVS) diodes in. This device and type of network is perfectly suitable for wireless infrastructure, building automation, HVAC systems or factory automation, and many more.

RS485 6 Click is supported by a mikroSDK compliant library, which includes functions that simplify software development. This Click board™ comes as a fully tested product, ready to be used on a system equipped with the mikroBUS™ socket.

How does it work?

RS485 6 Click is designed to offer you easy usage and testing of the THVD1429DT half-duplex RS485 transceiver. One of the most important features is surge protection which is achieved by integrating transient voltage suppressor (TVS) diodes in the package. This feature provides a substantial increase in reliability for better immunity to noise transients coupled to the data cable, eliminating the need for external protection components.

Mikroe produces entire development toolchains for all major microcontroller architectures.


Committed to excellency, we are dedicated to helping engineers bring the project development up to speed and achieve outstanding results.



ISO 27001: 2013 certification of informational security management system.
ISO 14001: 2015 certification of environmental management system.
OHSAS 18001: 2008 certification of occupational health and safety management system.



ISO 9001: 2015 certification of quality management system (QMS).



An RS-485 bus consists of multiple transceivers connecting in parallel to a bus cable. To eliminate line reflections, each cable end is terminated with a termination resistor whose value matches the characteristic impedance of the cable. This method, known as parallel termination, allows for higher data rates over longer cable length. This device supports up to 256 Bus Nodes in one network with higher data rates up to 20 Mbps, in cases where the interconnect is short enough (or has suitably low attenuation at signal frequencies) to not degrade the data.

The THVD1329DT supports several functional modes that can be selected by using RE and DE pins on the mikroBUS connector. To know more how to use these modes take a look at the “Device Functional Modes” table below. For communication with the RS485 6 Click standard UART communication can be used.

This device offer several protections for the pins connected to a bus line, such as:

Electrostatic Discharge (ESD) Protection against ± 16 -kV HBM and ± 8 -kV contact discharge,
Electrical Fast Transient (EFT) Protection where inductive loads such as relays, switch contactors, or heavy-duty motors can create high-frequency bursts during transition and
Surge transients that often result from lightning strikes (direct strike or an indirect strike which induce voltages and currents), or the switching of power systems, including load changes and short circuit switching. These transients are often encountered in industrial environments, such as factory automation and power-grid systems.

Since this device feature a wide common-mode voltage range which makes them suitable for multi-point applications over long cable runs. This Click board™ can be supplied and interfaced with both 3.3V and 5V without the need for any external components. The onboard SMD jumper labeled as VCC SEL allows voltage selection for interfacing with both 3.3V and 5V microcontrollers.

Specifications

Type	RS485
Applications	This device is perfectly suitable for wireless infrastructure, building automation, HVAC systems or factory automation, smart meters.
On-board modules	THVD1329DT a half-duplex RS-485 communication with integrated surge

Mikroe produces entire development toolchains for all major microcontroller architectures.

Committed to excellency, we are dedicated to helping engineers bring the project development up to speed and achieve outstanding results.



ISO 27001: 2013 certification of informational security management system.
ISO 14001: 2015 certification of environmental management system.
OHSAS 18001: 2008 certification of occupational health and safety management system.




ISO 9001: 2015 certification of quality management system (QMS).

	protection from Texas Instruments
Key Features	Surge protection on the RS485 Line, up to 256 nodes, signaling rate of up to 20 Mbps.
Interface	UART
ClickID	No
Compatibility	mikroBUS™
Click board size	S (28.6 x 25.4 mm)
Input Voltage	3.3V or 5V

Pinout diagram

This table shows how the pinout on RS485 6 Click corresponds to the pinout on the mikroBUS™ socket (the latter shown in the two middle columns).

Notes	Pin					Pin	Notes
	NC	1	AN	PWM	16	NC	
	NC	2	RST	INT	15	DE	Driver enable(active high)
Receiver Enable	RE	3	CS	RX	14	TX	UART Transmit
	NC	4	SCK	TX	13	RX	UART Receive
	NC	5	MISO	SCL	12	NC	
	NC	6	MOSI	SDA	11	NC	
Power Supply	3.3V	7	3.3V	5V	10	5V	Power Supply
Ground	GND	8	GND	GND	9	GND	Ground

RS485 6 Click electrical specifications

Description	Min	Typ	Max	Unit
Supply Voltage Range	-0.5	-	7	V
Signaling Rate	-	-	20	Mbps
Bus Voltage	-15	-	15	V
Receiver Output Current	-24	-	24	mA
Electrostatic Discharge	-	+/-16	-	kV

DEVICE FUNCTIONAL MODES

INPUT	ENABLE	OUTPUTS		FUNCTION
D	DE	A	B	
H	H	H	L	Active drive bus high
L	H	L	H	Active drive bus low
X	L	Z	Z	Drive disabled
X	OPEN	Z	Z	Driver disabled by default
OPEN	H	H	L	Actively drive bus high by default

Onboard settings and indicators

Mikroe produces entire development toolchains for all major microcontroller architectures.

Committed to excellency, we are dedicated to helping engineers bring the project development up to speed and achieve outstanding results.



ISO 27001: 2013 certification of informational security management system.
 ISO 14001: 2015 certification of environmental management system.
 OHSAS 18001: 2008 certification of occupational health and safety management system.



ISO 9001: 2015 certification of quality management system (QMS).

Label	Name	Default	Description
LD1	PWR	-	Power LED indicator
JP2	VCC SEL	Left	Power supply voltage selection: left position 3V3, right position 5V

Software Support

We provide a library for the RS485 6 Click on our [LibStock](#) page, as well as a demo application (example), developed using MikroElektronika [compilers](#). The demo can run on all the main MikroElektronika [development boards](#).

Library Description

Library provides functions for communication via UART module, and control over RE and DE pins.

Key functions:

- void rs4856_write_byte (uint8_t input) - Write single byte of data
- uint8_t rs4856_read_byte() - Read single byte of data
- uint8_t rs4856_byte_ready () - .

Examples description

The application is composed of three sections :

- System Initialization - Intializes UART module
- Application Initialization - Driver intialization
- Application Task - Choose one mode (read or write) of task. If you reading it checks if data is ready to be read and then reads one byte and if you are wiriting send data via UART.

The full application code, and ready to use projects can be found on our [LibStock](#) page.

Other mikroE Libraries used in the example:

- UART

Additional notes and informations

Depending on the development board you are using, you may need [USB UART click](#), [USB UART 2 click](#) or [RS232 click](#) to connect to your PC, for development systems with no UART to USB interface available on the board. The terminal available in all MikroElektronika [compilers](#), or any other terminal application of your choice, can be used to read the message.

mikroSDK

This Click board™ is supported with [mikroSDK](#) - MikroElektronika Software Development Kit. To ensure proper operation of mikroSDK compliant Click board™ demo applications, mikroSDK should be downloaded from the [LibStock](#) and installed for the compiler you are using.

For more information about mikroSDK, visit the [official page](#).

Mikroe produces entire development toolchains for all major microcontroller architectures.

Committed to excellency, we are dedicated to helping engineers bring the project development up to speed and achieve outstanding results.



ISO 27001: 2013 certification of informational security management system.
ISO 14001: 2015 certification of environmental management system.
OHSAS 18001: 2008 certification of occupational health and safety management system.



ISO 9001: 2015 certification of quality management system (QMS).

Resources

[mikroBUS™](#)

[mikroSDK](#)

[Click board™ Catalog](#)

[Click Boards™](#)

Downloads

[RS485 6 click schematic](#)

[THVD1429 datasheet](#)

[RS485 6 click example on Libstock](#)

[RS485 6 click 2D and 3D files](#)

Mikroe produces entire development toolchains for all major microcontroller architectures.

Committed to excellency, we are dedicated to helping engineers bring the project development up to speed and achieve outstanding results.



ISO 27001: 2013 certification of informational security management system.
ISO 14001: 2015 certification of environmental management system.
OHSAS 18001: 2008 certification of occupational health and safety management system.



ISO 9001: 2015 certification of quality management system (QMS).