



TE Internal #: CKA268N00440051000

Standard Circular Connectors, Cable-to-Cable, Power & Signal,  
Cable Mount (Free-Hanging), Electrodeposited Nickel, Zinc Alloy,  
PBT GF, Size 40

[View on TE.com >](#)

Connectors > Circular Connectors > Standard Circular Connectors



Connector System: **Cable-to-Cable**

Connector Mounting Type: **Cable Mount (Free-Hanging)**

Sealable: **No**

Circuit Application: **Power & Signal**

Shell Plating Material: **Electrodeposited Nickel**

Features

Product Type Features

|                  |                    |
|------------------|--------------------|
| Product Type     | Connector Assembly |
| Connector System | Cable-to-Cable     |
| Sealable         | No                 |
| Shell Type       | Metal              |

Electrical Characteristics

|                   |         |
|-------------------|---------|
| Operating Voltage | 630 VAC |
|-------------------|---------|

Body Features

|   |                         |
|---|-------------------------|
| Environmental Protection                    | IP67                    |
| Shell Plating Material                      | Electrodeposited Nickel |
| Shell Base Material                         | Zinc Alloy              |
| Circular Connector Insulation Material Type | PBT GF                  |

Mechanical Attachment

|                         |                                  |
|-------------------------|----------------------------------|
| Mating Retention Type   | Speedtec (Triple Start Threaded) |
| Connector Mounting Type | Cable Mount (Free-Hanging)       |

Housing Features

|                               |    |
|-------------------------------|----|
| Circular Connector Shell Size | 40 |
| Alignment Keyed               | 0° |

Dimensions

|                      |                         |
|----------------------|-------------------------|
| Cable Diameter Range | 9 - 16 mm[.35 - .63 in] |
|----------------------|-------------------------|

Usage Conditions

|                             |                           |
|-----------------------------|---------------------------|
| Operating Temperature Range | -20 - 130 °C[-4 - 266 °F] |
|-----------------------------|---------------------------|

Operation/Application

|                     |                |
|---------------------|----------------|
| Durability Rating   | 500 Cycles     |
| Circuit Application | Power & Signal |
| Shielded            | Yes            |

Industry Standards

|   |          |
|---|----------|
| UL Flammability Rating                      | UL 94V-0 |
| Compatible With Approved Standards Products | UL       |

Product Compliance

For compliance documentation, visit the product page on TE.com>

|   |   |
|---|---|
| EU RoHS Directive 2011/65/EU                  | Compliant with Exemptions   |
| EU ELV Directive 2000/53/EC                   | Compliant with Exemptions   |
| China RoHS 2 Directive MIIT Order No 32, 2016 | Restricted Materials Above Threshold  |
| EU REACH Regulation (EC) No. 1907/2006        | Current ECHA Candidate List: JAN 2024 (240)<br>Candidate List Declared Against: JAN 2023 (233)<br>SVHC > Threshold:<br>Pb (3.5% in Component)<br><b>Article Safe Usage Statements:</b><br>Do not eat, drink or smoke when using this product. Wash thoroughly after handling. Recycle if possible and dispose of the article by following all applicable governmental regulations relevant to your geographic location. |
| Halogen Content                               | Not Yet Reviewed for halogen content  |
| Solder Process Capability                     | Not reviewed for solder process capability  |









Product Compliance Disclaimer

This information is provided based on reasonable inquiry of our suppliers and represents our current actual knowledge based on the information they provided. This information is subject to change. The part numbers that TE has identified as EU RoHS compliant have a maximum concentration of 0.1% by weight in homogenous materials for lead, hexavalent chromium, mercury, PBB, PBDE, DBP, BBP, DEHP, DIBP, and 0.01% for cadmium, or qualify for an exemption to these limits as defined in the Annexes of Directive 2011/65/EU (RoHS2). Finished electrical and electronic equipment products will be CE marked as required by Directive 2011/65/EU. Components may not be CE marked. Additionally, the part











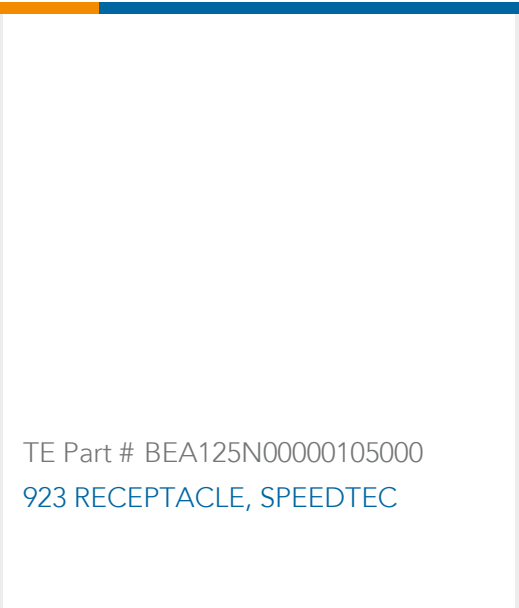
numbers that TE has identified as EU ELV compliant have a maximum concentration of 0.1% by weight in homogenous materials for lead, hexavalent chromium, and mercury, and 0.01% for cadmium, or qualify for an exemption to these limits as defined in the Annexes of Directive 2000/53/EC (ELV). Regarding the REACH Regulation, the information TE provides on SVHC in articles for this part number is based on the latest European Chemicals Agency (ECHA) 'Guidance on requirements for substances in articles' posted at this URL: <https://echa.europa.eu/guidance-documents/guidance-on-reach>

Compatible Parts

|   |   |   |  |
|---|---|---|--|
|  <p>TE Part # CSA264N00440001000<br/>940 PLUG</p>                    |  <p>TE Part # C0-0008-000-000<br/>CRIMPING TOOL LARGE</p>                    |  <p>TE Part # C0-0201-000-000<br/>CRIMPING TOOL MID-SIZE</p>                   |  <p>TE Part # C0-0236-000-000<br/>DIGITAL CRIMPING TOOL, MID SIZE</p> |
|  <p>TE Part # C0-0313-000-000<br/>CRIMPING DEVICE HC20 IN CASE</p> |  <p>TE Part # C0-0009-000-000<br/>POSITIONING INSERT FOR 2 MM CONTACTS</p> |  <p>TE Part # C0-0010-000-000<br/>POSITIONING INSERT FOR 3.6 MM CONTACTS</p> |  <p>TE Part # CDA264N000000001000<br/>940 BULKHEAD CONNECTOR</p>    |

Customers Also Bought

|   |   |   |   |
|---|---|---|---|
|  <p>TE Part # 60-0011-011-000<br/>CONTACT SOCKET 1 MM</p>              |  <p>TE Part # 60-0227-011-000<br/>CONTACT SOCKET 3,6 MM</p>                          |  <p>TE Part # 61-0107-011-000<br/>CONTACT PIN 2 MM</p> |  <p>TE Part # AKA020N00410200000<br/>623 EXTENSION, SPEEDTEC-READY</p> |
|  <p>TE Part # BKA186N00420200000<br/>923 EXTENSION, SPEEDTEC-READY</p> |  <p>TE Part # CGE271N000000051000<br/>940 RECEPTACLE ANGLED, ROTATABLE, SP-READY</p> |  <p>TE Part # CSA264N00450001000<br/>940 PLUG</p>      |  <p>TE Part # AKA020N00730200000<br/>623 EXTENSION, SPEEDTEC-READY</p> |



Documents

CAD Files

3D PDF

3D

Customer View Model

ENG\_CVM\_CVM\_CKA268N00440051000\_A.2d\_dxf.zip

English

Customer View Model

ENG\_CVM\_CVM\_CKA268N00440051000\_A.3d\_igs.zip

English

Customer View Model

ENG\_CVM\_CVM\_CKA268N00440051000\_A.3d\_stp.zip

English

By downloading the CAD file I accept and agree to the [Terms and Conditions](#) of use.

Datasheets & Catalog Pages

CKA268N00440051000

English

fuer Datenblaetter, die online konfigurierbar sind

German

Product Specifications

German