



Connectors > Circular Connectors > Standard Circular Connectors



Connector System: Cable-to-Panel

Connector Mounting Type: Panel Mount

Number of Positions: 9

Sealable: No

Circuit Application: Signal

Features

Product Type Features

Product Type	Connector Assembly
Connector System	Cable-to-Panel
Sealable	No
Circular Connector Type	Receptacle
Shell Type	Metal

Configuration Features

Number of Positions	9
Number of Signal Positions	9

Electrical Characteristics

Operating Voltage	160 VAC
-------------------	---------

Body Features

Environmental Protection	IP67
Shell Plating Material	Electrodeposited Nickel
Shell Base Material	Zinc Alloy



Circular Connector Insulation Material Type

PBT GF

Mechanical Attachment

Mating Retention Type	Screw
Panel Mount Feature Type	Flange with Mounting Holes
Connector Mounting Type	Panel Mount

Housing Features

Circular Connector Shell Size	23
Alignment Keyed	Uncoded

Usage Conditions

Operating Temperature Range	-20 - 130 °C[-4 - 266 °F]
-----------------------------	---------------------------

Operation/Application

Durability Rating	500 Cycles
Circuit Application	Signal
Shielded	Yes

Industry Standards

UL Flammability Rating	UL 94V-0
Compatible With Approved Standards Products	UL

Product Compliance

For compliance documentation, visit the product page on [TE.com](#)>

EU RoHS Directive 2011/65/EU	Compliant
EU ELV Directive 2000/53/EC	Compliant
China RoHS 2 Directive MIIT Order No 32, 2016	No Restricted Materials Above Threshold
EU REACH Regulation (EC) No. 1907/2006	Current ECHA Candidate List: JAN 2024 (240) Candidate List Declared Against: JUNE 2023 (235) Does not contain REACH SVHC
Halogen Content	Not Yet Reviewed for halogen content
Solder Process Capability	Not reviewed for solder process capability

Product Compliance Disclaimer

This information is provided based on reasonable inquiry of our suppliers and represents our current actual knowledge based on the information they provided. This information is subject to change. The part numbers that TE has identified as EU RoHS compliant have a maximum concentration of 0.1% by weight in homogenous materials for lead, hexavalent chromium, mercury, PBB, PBDE, DBP, BBP, DEHP, DIBP, and 0.01% for cadmium, or qualify for an exemption to these



limits as defined in the Annexes of Directive 2011/65/EU (RoHS2). Finished electrical and electronic equipment products will be CE marked as required by Directive 2011/65/EU. Components may not be CE marked. Additionally, the part numbers that TE has identified as EU ELV compliant have a maximum concentration of 0.1% by weight in homogenous materials for lead, hexavalent chromium, and mercury, and 0.01% for cadmium, or qualify for an exemption to these limits as defined in the Annexes of Directive 2000/53/EC (ELV). Regarding the REACH Regulation, the information TE provides on SVHC in articles for this part number is based on the latest European Chemicals Agency (ECHA) 'Guidance on requirements for substances in articles' posted at this URL: <https://echa.europa.eu/guidance-documents/guidance-on-reach>

Compatible Parts




TE Part # ASA055N00410235000  
623 PLUG




TE Part # C0-0101-000-000  
CRIMPING TOOL SMALL WITH POSITIONER


Customers Also Bought




TE Part # 60-0200-080-000  
BANDOLEER CONTACT SOCKET 1 MM




TE Part # ASA020N00390235000  
623 PLUG




TE Part # ASA021N00390100000  
623 PLUG, SPEEDTEC




TE Part # ASA055N00410235000  
623 PLUG




TE Part # BEA861N0000150A000  
917 RECEPTACLE, SPEEDTEC-READY




TE Part # BKA186N00420200038  
923EXTENSION,DELIVERY AS INDIVIDUAL PART




TE Part # BSA085N00420235047  
923 PLUG, DELIVERY AS INDIVIDUAL PARTS



TE Part # EGA002N00000600000  
615 ITEC RECEPTACLE, ANGLED



TE Part # E0-0117-000-000  
623 PLASTIC FLANGE, HINGED



TE Part # EGA002N00000654000  
615 itec receptacle angled, rotatable

Documents



CAD Files

3D PDF

3D

Customer View Model

ENG\_CVM\_CVM\_AEA066N00000201000\_A.2d\_dxf.zip

English

Customer View Model

ENG\_CVM\_CVM\_AEA066N00000201000\_A.3d\_igs.zip

English

Customer View Model

ENG\_CVM\_CVM\_AEA066N00000201000\_A.3d\_stp.zip

English

By downloading the CAD file I accept and agree to the [Terms and Conditions](#) of use.

Datasheets & Catalog Pages

AEA066N00000201000

English

fuer Datenblaetter, die online konfigurierbar sind

German