




Connectors > Power Connectors > Rectangular Power > Rectangular Power Connectors



Rectangular Power Connector Type: **Connector Assembly**

Connector & Housing Type: **Plug**

Connector System: **Wire-to-Wire**

Number of Positions: **3**

Centerline (Pitch): **3.96 mm [.156 in]**

Features

Product Type Features

Compatible With Discrete Wire Type	Stranded
Rectangular Power Connector Type	Connector Assembly
Connector & Housing Type	Plug
Connector System	Wire-to-Wire
Sealable	No
Connector & Contact Terminates To	Wire & Cable

Configuration Features

Number of Positions	3
Number of Power Positions	3
Number of Rows	1

Electrical Characteristics

Operating Voltage	600 VAC
-------------------	---------

Body Features

Cable Exit Angle	90°
------------------	-----

Contact Features



Contact Layout	Inline
	1.27 μin
Wire Contact Termination Area Plating Thickness	2.03 μm[80 μin]
Contact Mating Area Plating Material	Tin-Lead
Contact Mating Area Plating Material Finish	Bright
Contact Underplating Material	Nickel
Contact Base Material	Copper Alloy
Contact Current Rating (Max)	7 A
Contact Retention Within Housing	With
Contact Type	Pin
Wire Contact Termination Area Plating Material	Tin-Lead
Contact Mating Area Plating Material Thickness	2.03 μm[80 μin]

Termination Features

Termination Method to Wire & Cable	Insulation Displacement (IDC)
------------------------------------	-------------------------------

Mechanical Attachment

Strain Relief	With
Mating Alignment Type	Polarization
Mating Retention	With
Mating Alignment	With
Contact Retention Type Within Housing	Locking Lance
PCB Mount Alignment	Without
Panel Mount Feature	Without
PCB Mount Retention	Without
Mating Retention Type	Latch
Connector Mounting Type	Cable Mount (Free-Hanging)

Housing Features

Wire & Cable IDC Installation Type	Closed End
Centerline (Pitch)	3.96 mm[.156 in]
Housing Color	Orange
Housing Material	Nylon

Dimensions

Connector Height	12.37 mm
------------------	----------



Product Length	15.85 mm
Compatible Insulation Diameter Range	2.41 mm[.095 in]
Wire Size	.8 - .9 mm ²

Usage Conditions

Operating Temperature Range	-55 - 105 °C[-67 - 221 °F]
-----------------------------	----------------------------

Operation/Application

Circuit Application	Power
---------------------	-------

Industry Standards

CSA Rating	Certified, LR 7189
UL Rating	Recognized
Compatible With Agency/Standards Products	CSA, UL
Compatible With Approved Standards Products	UL E28476
UL Flammability Rating	UL 94V-2
Glow Wire Rating	Standard Part - Not Glow Wire

Packaging Features

Packaging Quantity	2000
Packaging Method	Package

Product Compliance

For compliance documentation, visit the product page on TE.com>

EU RoHS Directive 2011/65/EU	Not Compliant
EU ELV Directive 2000/53/EC	Compliant with Exemptions
China RoHS 2 Directive MIIT Order No 32, 2016	Restricted Materials Above Threshold
EU REACH Regulation (EC) No. 1907/2006	Current ECHA Candidate List: JAN 2024 (240) Candidate List Declared Against: JAN 2024 (240) SVHC > Threshold: Pb (13% in Component Part) <small>Article Safe Usage Statements: Do not eat, drink or smoke when using this product. Wash thoroughly after handling. Recycle if possible and dispose of the article by following all applicable governmental regulations relevant to your geographic location.</small>
Halogen Content	Low Halogen - Br, Cl, F, I < 900 ppm per homogenous material. Also BFR/CFR/PVC Free
Solder Process Capability	Not applicable for solder process capability




Product Compliance Disclaimer


This information is provided based on reasonable inquiry of our suppliers and represents our current actual knowledge based on the information they provided. This information is subject to change. The part numbers that TE has identified as EU RoHS compliant have a maximum concentration of 0.1% by weight in homogenous materials for lead, hexavalent chromium, mercury, PBB, PBDE, DBP, BBP, DEHP, DIBP, and 0.01% for cadmium, or qualify for an exemption to these limits as defined in the Annexes of Directive 2011/65/EU (RoHS2). Finished electrical and electronic equipment products will be CE marked as required by Directive 2011/65/EU. Components may not be CE marked. Additionally, the part numbers that TE has identified as EU ELV compliant have a maximum concentration of 0.1% by weight in homogenous materials for lead, hexavalent chromium, and mercury, and 0.01% for cadmium, or qualify for an exemption to these limits as defined in the Annexes of Directive 2000/53/EC (ELV). Regarding the REACH Regulation, the information TE provides on SVHC in articles for this part number is based on the latest European Chemicals Agency (ECHA) 'Guidance on requirements for substances in articles' posted at this URL: <https://echa.europa.eu/guidance-documents/guidance-on-reach>

Also in the Series


MTA 156




Connector Caps & Covers(89)




Connector Contacts(4)




Connector Hardware(2)




Insertion & Extraction Tools(1)



PCB Headers & Receptacles(314)




Rectangular Power Connectors(691)




Standard Rectangular Connectors(336)


Customers Also Bought




TE Part # ZPF000000000136485
RECEPTACLE MALE FOR 12 PINS,
CAL1,6



TE Part # EC9833-000
ZHD-SCE-3.2-50-S1-4



TE Part # 1-1415543-5
RTE44110



TE Part # ASA158F12390235000
623 PLUG





TE Part # ZPF00000000205373

PLUG MALE ANG.90 CAL.20 - FXP



TE Part # YZ-KC-212751A-PY00

TOOL DISMOUNTING - FXP2



TE Part # 55992-1

TERMINAL,AMPOWER R 2/0 5/16



TE Part # ZPF00000000205378

CONTACT MALE ANG.90, CAL20, 120MM2 - FXP



TE Part # ZPF00000000205388

CONTACT FEMALE CAL.20, M12 - FXP

Documents

Product Drawings

03P MTA156 CONN ASSY ORNG

English

CAD Files

Customer View Model

ENG_CVM_CVM_641435-3_J.2d_dxf.zip

English

3D PDF

3D

Customer View Model

ENG_CVM_CVM_641435-3_J.3d_igs.zip

English

Customer View Model

ENG_CVM_CVM_641435-3_J.3d_stp.zip

English

By downloading the CAD file I accept and agree to the [Terms and Conditions](#) of use.

Product Specifications

Product Specification

English