




Relays & Contactors > Relays > Power Relays



Relay Type: **Standard**
Coil Magnetic System: **Monostable**
Coil Power Rating DC: **200 mW**
Coil Resistance: **405 Ω**
Coil Voltage Rating: **9 VDC**

Features

Product Type Features

Relay Type	Standard
------------	----------

Configuration Features

Contact Arrangement	1 Form C (CO)
Contact Number of Poles	1

Electrical Characteristics

Coil Power Rating DC	200 mW
Coil Resistance	405 Ω
Coil Voltage Rating	9 VDC
Contact Current Rating	5 A
Contact Switching Voltage (Max)	400 VAC
Contact Voltage Rating	250 VAC

Contact Features

Contact Material	AgNi90/10
------------------	-----------



Termination Features

Relay Connection Type	PCB Termination
Terminal Configuration	Solder Pins

Mechanical Attachment

Product Mount Type	Printed Circuit Board
--------------------	-----------------------

Dimensions

Product Width	10 mm[.393 in]
Product Length	20 mm[.787 in]
Product Height	10 mm[.393 in]

Operation/Application

Solder Process	Wave Solder
Actuating System	DC
Coil Magnetic System	Monostable

Packaging Features

Packaging Method	Box & Tube, Carton
------------------	--------------------

Other

Coil Power Rating Class	200 - 300 mW
Contact Current Class	16 A

Product Compliance

For compliance documentation, visit the product page on TE.com>

EU RoHS Directive 2011/65/EU	Compliant
EU ELV Directive 2000/53/EC	Compliant
China RoHS 2 Directive MIIT Order No 32, 2016	No Restricted Materials Above Threshold
EU REACH Regulation (EC) No. 1907/2006	Current ECHA Candidate List: JAN 2024 (240) Candidate List Declared Against: JUNE 2023 (235) Does not contain REACH SVHC
Halogen Content	Not Low Halogen - contains Br or Cl > 900 ppm.
Solder Process Capability	Wave solder capable to 265°C

Product Compliance Disclaimer



This information is provided based on reasonable inquiry of our suppliers and represents our current actual knowledge based on the information they provided. This information is subject to change. The part numbers that TE has identified as EU RoHS compliant have a maximum concentration of 0.1% by weight in homogenous materials for lead, hexavalent chromium, mercury, PBB, PBDE, DBP, BBP, DEHP, DIBP, and 0.01% for cadmium, or qualify for an exemption to these limits as defined in the Annexes of Directive 2011/65/EU (RoHS2). Finished electrical and electronic equipment products will be CE marked as required by Directive 2011/65/EU. Components may not be CE marked. Additionally, the part numbers that TE has identified as EU ELV compliant have a maximum concentration of 0.1% by weight in homogenous materials for lead, hexavalent chromium, and mercury, and 0.01% for cadmium, or qualify for an exemption to these limits as defined in the Annexes of Directive 2000/53/EC (ELV). Regarding the REACH Regulation, the information TE provides on SVHC in articles for this part number is based on the latest European Chemicals Agency (ECHA) 'Guidance on requirements for substances in articles' posted at this URL: <https://echa.europa.eu/guidance-documents/guidance-on-reach>

Compatible Parts



TE Part # 1393219-6
[PE014012](#)



TE Part # 1393219-4
[PE014006](#)

Customers Also Bought



TE Part # 182649-1
[17-14 CPC PLUG RS](#)



TE Part # 6-1393211-5
[T92P7D12-12](#)



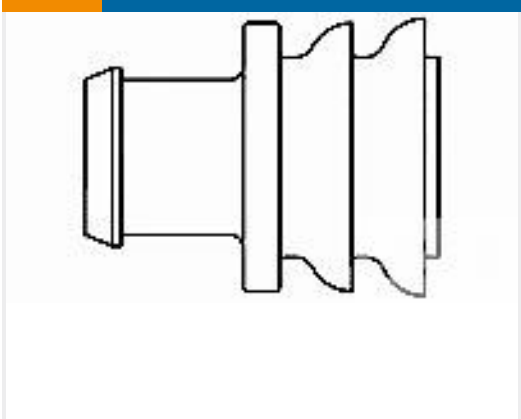
TE Part # 1-350767-9
[03P UMNL V0 CAP HSG BLACK](#)



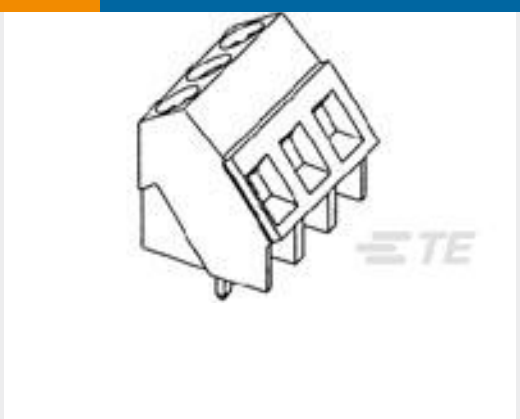
TE Part # 1393219-3
[PE014005](#)



TE Part # 5-160433-6
[187 FASTON REC 20-16 AWG TPBR](#)



TE Part # 281934-4
[SINGLE WIRE SEAL](#)



TE Part # 282847-2
[TERMI-BLOK PCB MOUNT 35 2P.5](#)



TE Part # 826883-2
[02P ECONOSEAL "E"](#)

Documents

- CAD Files
- Customer View Model
- [ENG_CVM_CVM_1393219-5_C2.3d_igs.zip](#)
- English
- Customer View Model



[ENG_CVM_CVM_1393219-5_C2.3d_stp.zip](#)

English

Customer View Model

[ENG_CVM_CVM_1393219-5_C2.2d_dxf.zip](#)

English

3D PDF

3D

By downloading the CAD file I accept and agree to the [Terms and Conditions](#) of use.

Datasheets & Catalog Pages

Miniature PCB Relay PE

English

Product Specifications

Definitions General Purpose Relays

English

Agency Approvals

VDE Certificate

English