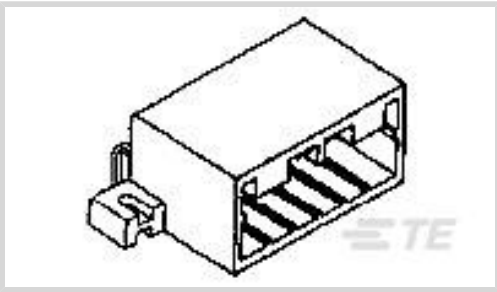




Connectors > PCB Connectors > PCB Headers & Receptacles > Signal Header



Connector System: **Wire-to-Board**
Centerline (Pitch): **3.5 mm [.138 in]**
Sealable: **No**
PCB Mount Orientation: **Horizontal**
Number of Rows: **1**

[All Signal Header \(319\)](#)

Features

Product Type Features

Mixed & Hybrid Header	No
Connector Shape	Rectangular
PCB Connector Assembly Type	PCB Mount Header
Header Type	Fully Shrouded
Connector System	Wire-to-Board
Sealable	No
Connector & Contact Terminates To	Printed Circuit Board

Configuration Features

Number of Sections	1
Number of Signal Positions	6
PCB Mount Orientation	Horizontal
Number of Rows	1

Electrical Characteristics

Voltage Rating (Max)	12 VDC
Nominal Voltage Architecture	12 V
Operating Voltage	12 VDC

Body Features



Primary Product Color	Black
-----------------------	-------

Contact Features

Contact Size	1.8mm
Contact Mating Area Plating Material	Tin

Termination Features

Termination Method to Printed Circuit Board	Through Hole - Solder
---	-----------------------

Mechanical Attachment

Mounting Holes	With
Mating Retention	With
Mating Alignment	With
PCB Mount Alignment	Without
Panel Mount Feature	Without
PCB Mount Retention	Without
Mating Retention Type	Locking Interface

Housing Features

Centerline (Pitch)	3.5 mm[.138 in]
--------------------	-----------------

Dimensions

Connector Length	12.5 mm[.492 in]
Connector Width	34.8 mm[1.37 in]
PCB Thickness (Recommended)	1.6 mm[.063 in]
Profile Height from PCB	18.6 mm[.732 in]

Usage Conditions

Operating Temperature (Max)	65 °C, 70 °C, 75 °C, 80 °C, 85 °C, 90 °C, 100 °C, 105 °C[149 °F][158 °F][167 °F][176 °F][185 °F][194 °F][212 °F][221 °F]
Operating Temperature Range	-30 - 105 °C[-22 - 221 °F]

Operation/Application

Shielded	No
----------	----

Industry Standards

UL Flammability Rating	UL 94HB
------------------------	---------

Packaging Features

Packaging Method	Tube
------------------	------



Product Compliance


For compliance documentation, visit the product page on TE.com>

EU RoHS Directive 2011/65/EU	Compliant
EU ELV Directive 2000/53/EC	Compliant
China RoHS 2 Directive MIIT Order No 32, 2016	No Restricted Materials Above Threshold
EU REACH Regulation (EC) No. 1907/2006	Current ECHA Candidate List: JAN 2024 (240) Candidate List Declared Against: JAN 2024 (240) Does not contain REACH SVHC
Halogen Content	Not Low Halogen - contains Br or Cl > 900 ppm.
Solder Process Capability	Not applicable for solder process capability

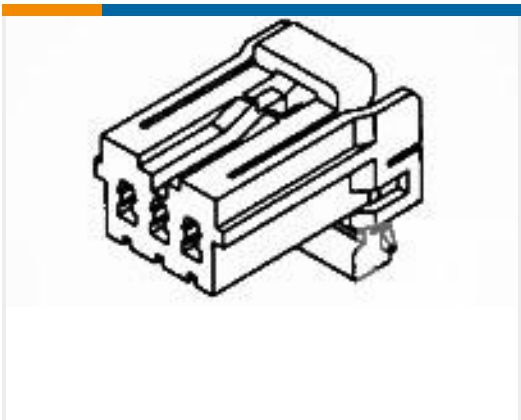
Product Compliance Disclaimer

This information is provided based on reasonable inquiry of our suppliers and represents our current actual knowledge based on the information they provided. This information is subject to change. The part numbers that TE has identified as EU RoHS compliant have a maximum concentration of 0.1% by weight in homogenous materials for lead, hexavalent chromium, mercury, PBB, PBDE, DBP, BBP, DEHP, DIBP, and 0.01% for cadmium, or qualify for an exemption to these limits as defined in the Annexes of Directive 2011/65/EU (RoHS2). Finished electrical and electronic equipment products will be CE marked as required by Directive 2011/65/EU. Components may not be CE marked. Additionally, the part numbers that TE has identified as EU ELV compliant have a maximum concentration of 0.1% by weight in homogenous materials for lead, hexavalent chromium, and mercury, and 0.01% for cadmium, or qualify for an exemption to these limits as defined in the Annexes of Directive 2000/53/EC (ELV). Regarding the REACH Regulation, the information TE provides on SVHC in articles for this part number is based on the latest European Chemicals Agency (ECHA) 'Guidance on requirements for substances in articles' posted at this URL: <https://echa.europa.eu/guidance-documents/guidance-on-reach>

Compatible Parts



TE Part # CAT-M9194-CH8172
MULTILOCK, CONNECTOR HOUSING



TE Part # 174923-5
070 MLC W-W PLUG HSG 6P BLUE

Also in the Series | Multilock Connector System



Automotive Connector Caps & Covers (10)	Automotive Connector Locks & Position Assurance(3)	Automotive Housings(455)	Automotive Terminals(115)
Connector Seals & Cavity Plugs(2)	Insertion & Extraction Tools(6)	Other Automotive Connector Accessories(12)	PCB Headers & Receptacles(152)

Customers Also Bought

TE Part # 1-2176401-8 3540 68K 1%	TE Part # 174971-2 040 MLC CAP ASSY V 8P	TE Part # 175781-1 070 MLC CAP H ASSY SGL 3P NAT.	TE Part # 1-929451-3 PRESS FIT PIN TERMINALS
TE Part # 4-2177370-3 Miniature Automotive I/O Headers	TE Part # 8-1372730-1 INSERTION FINGER COMPLETE	TE Part # 9-1372567-3 Motor	

Documents

Product Drawings
070 MLC CAP H ASSY SGL 6P BLA.
English

CAD Files
3D PDF
3D
Customer View Model
ENG_CVM_CVM_175783-2_A.2d_dxf.zip



English

Customer View Model

[ENG_CVM_CVM_175783-2_A.3d_igs.zip](#)

English

Customer View Model

[ENG_CVM_CVM_175783-2_A.3d_stp.zip](#)

English

By downloading the CAD file I accept and agree to the [Terms and Conditions](#) of use.

Product Specifications

[Product Specification](#)

Japanese