

TE Internal #: 4-1393224-6


Power Relays, Standard, Monostable, 230 mW Coil Power Rating

DC, 627  $\Omega$  Coil Resistance, UL Coil Insulation Class F, 12 VDC Coil Voltage, 1 Form C (CO)

[View on TE.com >](#)



Relays & Contactors > Relays > Power Relays



Relay Type: **Standard**

Coil Magnetic System: **Monostable**

Coil Power Rating DC: **230 mW**

Coil Resistance: **627  $\Omega$**

Coil Special Features: **UL Coil Insulation Class F**

Features

Product Type Features

Relay Type	Standard
------------	----------

Configuration Features

Insulation Special Features	Tracking Index of Relay Base PTI250
Coil Special Features	UL Coil Insulation Class F
Contact Arrangement	1 Form C (CO)
Contact Number of Poles	1

Electrical Characteristics

Insulation Initial Dielectric Between Open Contacts	1000 Vrms
Contact Limiting Making Current	8 A
Contact Limiting Short-Time Current	8 A
Contact Limiting Continuous Current	8 A
Insulation Initial Dielectric Between Contacts & Coil	5000 Vrms
Contact Limiting Breaking Current	8 A
Coil Power Rating DC	230 mW



Coil Resistance	627 Ω
Coil Voltage Rating	12 VDC
Contact Current Rating	8 A
Contact Switching Load (Min)	10mA @ 12V
Contact Switching Voltage (Max)	400 VAC
Contact Voltage Rating	250 VAC

Body Features

Product Weight	8 g[.282 oz]
----------------	--------------

Contact Features

Contact Material	AgNi0.15
------------------	----------

Termination Features

Relay Connection Type	PCB Termination
Terminal Configuration	Solder Pins

Mechanical Attachment

Product Mount Type	Printed Circuit Board
--------------------	-----------------------

Dimensions

Insulation Clearance Between Contact & Coil	8 mm[.315 in]
Insulation Creepage Between Contact & Coil	8 mm[.315 in]
Product Width	10.1 mm[.397 in]
Product Length	28.5 mm[1.12 in]
Product Height	12.3 mm[.484 in]

Usage Conditions

Environmental Ambient Temperature (Max)	70 °C[158 °F]
---	---------------

Operation/Application

Actuating System	DC
Solder Process	Wave Solder
Coil Magnetic System	Monostable

Packaging Features

Packaging Method	Box & Tube, Tube
------------------	------------------

Other

Length Class (Mechanical)	25 - 30 mm
---------------------------	------------



Insulation Initial Dielectric Between Coil & Contact Class	4000 V
Environmental Ambient Temperature Class	50 - 70 °C
Insulation Creepage Class	5.5 - 8 mm
Insulation Clearance Class	5 - 8 mm
Height Class (Mechanical)	12 - 13 mm
Coil Power Rating Class	200 - 300 mW
Width Class (Mechanical)	10 - 12 mm
Contact Current Class	16 A

Product Compliance

For compliance documentation, visit the product page on TE.com>

EU RoHS Directive 2011/65/EU	Compliant
EU ELV Directive 2000/53/EC	Compliant
China RoHS 2 Directive MIIT Order No 32, 2016	No Restricted Materials Above Threshold
EU REACH Regulation (EC) No. 1907/2006	Current ECHA Candidate List: JAN 2024 (240) Candidate List Declared Against: JAN 2024 (240) Does not contain REACH SVHC
Halogen Content	Not Low Halogen - contains Br or Cl > 900 ppm.
Solder Process Capability	Wave solder capable to 265°C


Product Compliance Disclaimer

This information is provided based on reasonable inquiry of our suppliers and represents our current actual knowledge based on the information they provided. This information is subject to change. The part numbers that TE has identified as EU RoHS compliant have a maximum concentration of 0.1% by weight in homogenous materials for lead, hexavalent chromium, mercury, PBB, PBDE, DBP, BBP, DEHP, DIBP, and 0.01% for cadmium, or qualify for an exemption to these limits as defined in the Annexes of Directive 2011/65/EU (RoHS2). Finished electrical and electronic equipment products will be CE marked as required by Directive 2011/65/EU. Components may not be CE marked. Additionally, the part numbers that TE has identified as EU ELV compliant have a maximum concentration of 0.1% by weight in homogenous materials for lead, hexavalent chromium, and mercury, and 0.01% for cadmium, or qualify for an exemption to these limits as defined in the Annexes of Directive 2000/53/EC (ELV). Regarding the REACH Regulation, the information TE provides on SVHC in articles for this part number is based on the latest European Chemicals Agency (ECHA) 'Guidance on requirements for substances in articles' posted at this URL: <https://echa.europa.eu/guidance-documents/guidance-on-reach>

Compatible Parts



TE Part # 9-1393225-3  
[RY900146 \(RY211012\)](#)

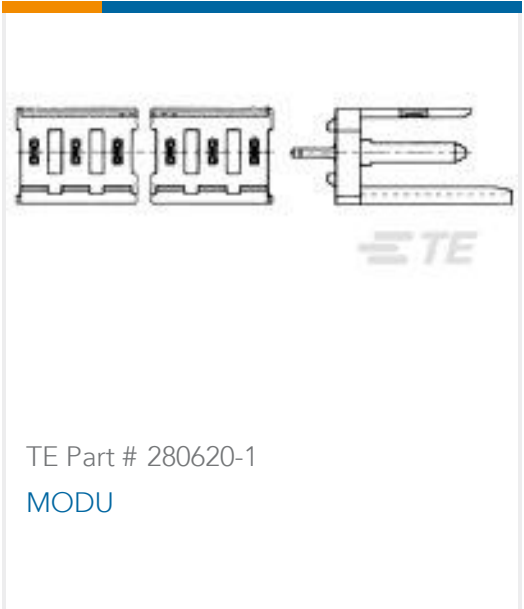


TE Part # 7-1393161-3  
[RY78600](#)

Customers Also Bought



TE Part # 1-1623789-9  
[Wirewound Resistor: Vertical Mount](#)



TE Part # 280620-1  
[MODU](#)



TE Part # 7-2176366-3  
[RQ 0603 2K43 0.1% 10PPM 1K RL](#)



TE Part # 3-1447184-5  
[FSN-21.5A-16=JUMPER NOMEX](#)



TE Part # 63986-3  
[250 FASTON TAB TPBR](#)



TE Part # 8-1437145-9  
[FSN-24A-9=NOMEX FS STD](#)

Documents

CAD Files

Customer View Model

[ENG\\_CVM\\_CVM\\_4-1393224-6\\_D.3d\\_igs.zip](#)

English

Customer View Model

[ENG\\_CVM\\_CVM\\_4-1393224-6\\_D.3d\\_stp.zip](#)

English

Customer View Model

[ENG\\_CVM\\_CVM\\_4-1393224-6\\_D.2d\\_dxf.zip](#)

English

3D PDF

3D

By downloading the CAD file I accept and agree to the [Terms and Conditions](#) of use.

Datasheets & Catalog Pages

Miniature Power PCB Relay RYII

English



Product Specifications

Definitions General Purpose Relays

English

Agency Approvals

VDE Certificate

English