




APPLICABLE STANDARD					
RATING	OPERATING TEMPERATURE RANGE	-55 °C TO 85 °C <sup>(1)</sup>	STORAGE TEMPERATURE RANGE	-10 °C TO 60 °C <sup>(2)</sup>	
	VOLTAGE	50 V AC	OPERATING HUMIDITY RANGE	RELATIVE HUMIDITY 95 % RH MAX. <sup>(3)</sup>	
	CURRENT	0.3 A	STORAGE HUMIDITY RANGE	40 % TO 70 % <sup>(2)</sup>	
SPECIFICATIONS					
ITEM		TEST METHOD	REQUIREMENTS	QT	AT
CONSTRUCTION					
GENERAL EXAMINATION		VISUALLY AND BY MEASURING INSTRUMENT.	ACCORDING TO DRAWING.	x	x
MARKING		CONFIRMED VISUALLY.		x	x
ELECTRIC CHARACTERISTICS					
CONTACT RESISTANCE		100 mA (DC OR 1000 Hz).	60 mΩ MAX.	x	—
INSULATION RESISTANCE		100 V DC	100 MΩ MIN.	x	—
VOLTAGE PROOF		150 V AC FOR 1 min.	NO FLASHOVER OR BREAKDOWN.	x	x
MECHANICAL CHARACTERISTICS					
INSERTION AND WITHDRAWAL FORCE		MEASURED BY APPLICABLE CONNECTOR.	INSERTION FORCE: 72.0 N MAX. WITHDRAWAL FORCE: 3.0 N MIN.	x	—
MECHANICAL OPERATION		50 TIMES INSERTIONS AND EXTRACTIONS.	① CONTACT RESISTANCE: 70 mΩ MAX. ② NO DAMAGE, CRACK AND LOOSENESS OF PARTS.	x	—
VIBRATION		FREQUENCY 10 TO 55 Hz, SINGLE AMPLITUDE : 0.75 mm, AT 10 CYCLES FOR 3 DIRECTIONS.	① NO ELECTRICAL DISCONTINUITY OF 1 μs. ② NO DAMAGE, CRACK AND LOOSENESS OF PARTS.	x	—
SHOCK		490 m/s <sup>2</sup> , DURATION OF PULSE 11 ms AT 3 TIMES FOR 3 DIRECTIONS.		x	—
ENVIRONMENTAL CHARACTERISTICS					
DAMP HEAT (STEADY STATE)		EXPOSED AT 40±2 °C, 90 ~ 95 %, 96 h.	① CONTACT RESISTANCE: 70 mΩ MAX. ② INSULATION RESISTANCE: 100 MΩ MIN.	x	—
RAPID CHANGE OF TEMPERATURE		TEMPERATURE-55→+15~+35→+85→+15~+35°C TIME 30 → 2 ~ 3 → 30 → 2 ~ 3 min. UNDER 5 CYCLES.	③ NO DAMAGE, CRACK AND LOOSENESS OF PARTS.	x	—
DRY HEAT		EXPOSED AT 85 °C, 96h.	① CONTACT RESISTANCE: 70 mΩ MAX.	x	—
COLD		EXPOSED AT - 55 °C, 96h.	② NO DAMAGE, CRACK AND LOOSENESS OF PARTS.	x	—
CORROSION SALT MIST		EXPOSED IN 5 % SALT WATER SPRAY FOR 48 h.	① CONTACT RESISTANCE: 70 mΩ MAX. ② NO HEAVY CORROSION.	x	—
SULPHUR DIOXIDE		EXPOSED IN 10 PPM FOR 96 h. (TEST STANDARD: JIS C 0090)		x	—
RESISTANCE TO SOLDERING HEAT		1) REFLOW SOLDERING : 250 °C MAX, : 220 °C MIN, FOR 60 s 2) SOLDERING IRONS : 360 °C, FOR 5 s	NO DEFORMATION OF CASE OF EXCESSIVE LOOSENESS OF THE TERMINAL.	x	—
SOLDERABILITY		SOLDERED AT SOLDER TEMPERATURE, 240°C, FOR IMMERSION DURATION, 3 s.	A NEW UNIFORM COATING OF SOLDER SHALL OVER A MINIMUM OF 95 % OF THE SURFACE BEING IMMERSED.	x	—
	COUNT	DESCRIPTION OF REVISIONS	DESIGNED	CHECKED	DATE
					
REMARK <sup>(1)</sup> TEMPERATURE RISE INCLUDED WHEN ENERGIZED. <sup>(2)</sup> THIS STORAGE INDICATES A LONG-TERM STORAGE STATE FOR THE UNUSED PRODUCT BEFORE THE BOARD MOUNTED. <sup>(3)</sup> NO DEW CONDENSATION IS PERMITTED.			APPROVED	HS. OKAWA	10. 04. 23
			CHECKED	HT. YAMAGUCHI	10. 04. 23
			DESIGNED	SY. KAMIGA	10. 04. 23
Unless otherwise specified, refer to JIS C 5402.			DRAWN	HK. SUNADORI	10. 04. 21
Note QT:Qualification Test AT:Assurance Test X:Applicable Test			DRAWING NO.	ELC4-151969-21	
	SPECIFICATION SHEET		PART NO.	FX10A-120P-SV1 (91)	
	HIROSE ELECTRIC CO., LTD.		CODE NO.	CL570-0142-7-91	 1/1