



TE Internal #: 1-1337604-0

SMB RF Interface, Jack, 50 Ω , Snap-Fit, 4 GHz Operating Frequency, Cable-to-Cable, 1 Position, Printed Circuit Board, Board Mount

[View on TE.com >](#)

Connectors > RF Connectors > Coax Connectors



RF Interface: **SMB**

RF Connector Style: **Jack**

RF Connector Mated Outer Diameter (Approximate): **4.75 mm [.187 in]**

Impedance: **50 Ω**

RF Connector Coupling Mechanism: **Snap-Fit**

Features

Product Type Features

Connector Shape	Rectangular
Connector Product Type	Connector Assembly
RF Interface	SMB
RF Connector Style	Jack
Connector System	Cable-to-Cable
Sealable	No
Connector & Contact Terminates To	Printed Circuit Board

Configuration Features

PCB Mount Orientation	Vertical
Number of Positions	1
Number of Coaxial Contacts	1

Electrical Characteristics

Impedance	50 Ω
-----------	-------------

Body Features

--	--



Body Material	Brass
---------------	-------

Body Plating Material	Gold
-----------------------	------

Contact Features

RF Connector Center Contact Plating Material	Gold
--	------

RF Connector Center Contact Material	Brass
--------------------------------------	-------

Termination Features

Termination Method to Printed Circuit Board	Surface Mount
---	---------------

Mechanical Attachment

RF Connector Coupling Mechanism	Snap-Fit
---------------------------------	----------

Connector Mounting Type	Board Mount
-------------------------	-------------

RF Contact Captivation Method	Mechanical
-------------------------------	------------

Detent	Without
--------	---------

Dimensions

Profile Height from PCB	7.7 mm[.303 in]
-------------------------	-----------------

Product Length	7.7 mm[.303 in]
----------------	-----------------

RF Connector Mated Outer Diameter (Approximate)	4.75 mm[.187 in]
---	------------------

Usage Conditions

Operating Temperature Range	-65 - 165 °C[-85 - 329 °F]
-----------------------------	----------------------------

Operation/Application

Operating Frequency	4 GHz
---------------------	-------

Packaging Features

Packaging Quantity	100
--------------------	-----

Packaging Method	Tray
------------------	------

Other

Additional Features	Pin Protection
---------------------	----------------

Grade	Professional
-------	--------------

Dielectric Material	PTFE
---------------------	------

Product Compliance

For compliance documentation, visit the product page on TE.com>

EU RoHS Directive 2011/65/EU	Compliant with Exemptions
------------------------------	---------------------------

EU ELV Directive 2000/53/EC	Compliant with Exemptions
-----------------------------	---------------------------



China RoHS 2 Directive MIIT Order No 32, 2016	Restricted Materials Above Threshold
EU REACH Regulation (EC) No. 1907/2006	Current ECHA Candidate List: JAN 2024 (240) Candidate List Declared Against: JAN 2024 (240) SVHC > Threshold: Pb (4.35% in Component Part) Article Safe Usage Statements: Do not eat, drink or smoke when using this product. Wash thoroughly after handling. Recycle if possible and dispose of the article by following all applicable governmental regulations relevant to your geographic location.
Halogen Content	Low Bromine/Chlorine - Br and Cl < 900 ppm per homogenous material. Also BFR /CFR/PVC Free
Solder Process Capability	Reflow solder capable to 260°C

Product Compliance Disclaimer

This information is provided based on reasonable inquiry of our suppliers and represents our current actual knowledge based on the information they provided. This information is subject to change. The part numbers that TE has identified as EU RoHS compliant have a maximum concentration of 0.1% by weight in homogenous materials for lead, hexavalent chromium, mercury, PBB, PBDE, DBP, BBP, DEHP, DIBP, and 0.01% for cadmium, or qualify for an exemption to these limits as defined in the Annexes of Directive 2011/65/EU (RoHS2). Finished electrical and electronic equipment products will be CE marked as required by Directive 2011/65/EU. Components may not be CE marked. Additionally, the part numbers that TE has identified as EU ELV compliant have a maximum concentration of 0.1% by weight in homogenous materials for lead, hexavalent chromium, and mercury, and 0.01% for cadmium, or qualify for an exemption to these limits as defined in the Annexes of Directive 2000/53/EC (ELV). Regarding the REACH Regulation, the information TE provides on SVHC in articles for this part number is based on the latest European Chemicals Agency (ECHA) 'Guidance on requirements for substances in articles' posted at this URL: <https://echa.europa.eu/guidance-documents/guidance-on-reach>

Compatible Parts

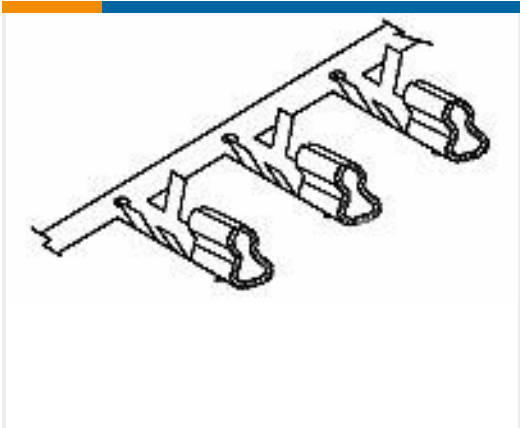


TE Part # 5222506-1
CONNECTOR,PLUG,HEX CRIMP,TNC

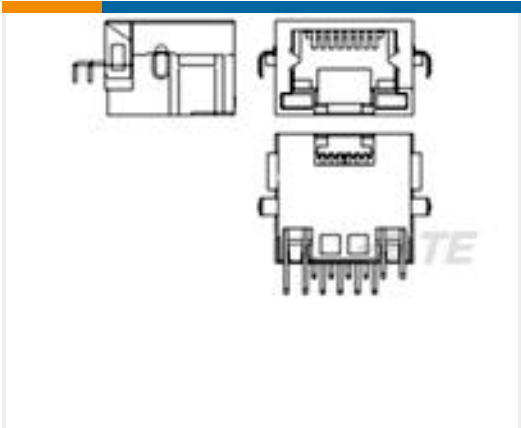


TE Part # 5225555-6
TNC PLUG DUAL W/P TR

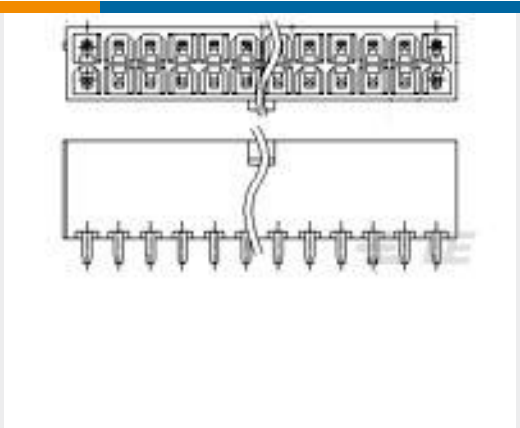
Customers Also Bought




TE Part # 1470223-1
HPI 2.5mm EMIX Terminal



TE Part # 2041411-1
RJ45 w/ LED, Tab Up, Offset, DIP, H=9.45




TE Part # 4-1775099-2
ATX PWR CONN 8 POS




TE Part # 3-2176338-0
CRGCQ 0402 68K 5%







TE Part # 1-2176364-2
RQ 0402 6K04 0.1% 10PPM 5K RL




TE Part # 3-2176363-2
RQ 0402 909R 0.1% 10PPM 5K RL




TE Part # 1-826632-6
16P AMPMODU II STIFT LEI



TE Part # 234834-E
SRCA 2,54 2 M 1 SMD 137 E1 167 *
GURT *



TE Part # 364201-E
SRCBUG A 2,54 2 2 CSI 165 E1 ADV
TRAY J



TE Part # 254824-E
SRCA 2,54 5 M 1 SMD 137 E1 166 *
GURT *

Documents

Product Drawings
SMB SMT Skt 50Ohm Gold Pltd
English

CAD Files
3D PDF
3D
Customer View Model
ENG_CVM_CVM_1-1337604-0_D.2d_dxf.zip
English
Customer View Model
ENG_CVM_CVM_1-1337604-0_D.3d_igs.zip
English
Customer View Model
ENG_CVM_CVM_1-1337604-0_D.3d_stp.zip
English

By downloading the CAD file I accept and agree to the Terms and Conditions of use.