



TE Internal #: 2-487769-2

FFC Connectors, Housing, Wire-to-Board, 24 Position, 2.54 mm [.1 in] Centerline, 1 Row, Socket, Package, Mating Retention, Normal, Mating Alignment

[View on TE.com >](#)

Connectors > PCB Connectors > Wire-to-Board Connectors > FFC, FPC & Ribbon Connectors > FFC Connectors > 2.54mm FFC Connectors Receptacle Housing



FFC Connector Product Type: **Housing**

Connector System: **Wire-to-Board**

Number of Positions: **24**

Centerline (Pitch): **2.54 mm [.1 in]**

Number of Rows: **1**

[All 2.54mm FFC Connectors Receptacle Housing \(143\)](#)

Features

Product Type Features

| | |
|-----------------------------------|---------------|
| Connector & Housing Type | Receptacle |
| Connector & Contact Terminates To | Wire & Cable |
| FFC Connector Product Type | Housing |
| Connector System | Wire-to-Board |
| Insertion Force Type | Normal |

Configuration Features

| | |
|---------------------|----|
| Number of Positions | 24 |
| Number of Rows | 1 |

Electrical Characteristics

| | |
|---------------------------------------|---------|
| Dielectric Withstanding Voltage (Max) | 720 VAC |
| Insulation Resistance | 5000 MΩ |
| Operating Voltage | 300 VAC |



Body Features

| | |
|-----------------------|-------|
| Primary Product Color | Black |
|-----------------------|-------|

Contact Features

| | |
|--------------|--------|
| Contact Type | Socket |
|--------------|--------|

Mechanical Attachment

| | |
|-------------------------|----------------------------|
| Mating Alignment Type | Polarization |
| Mating Retention Type | Detent Window |
| Mating Retention | With |
| Mating Alignment | With |
| Panel Mount Feature | Without |
| Connector Mounting Type | Cable Mount (Free-Hanging) |

Housing Features

| | |
|--------------------|----------------|
| Housing Material | Thermoplastic |
| Centerline (Pitch) | 2.54 mm[.1 in] |
| FFC Cable Entry | Straight |

Usage Conditions

| | |
|-----------------------------|----------------------------|
| Operating Temperature Range | -65 - 105 °C[-85 - 221 °F] |
|-----------------------------|----------------------------|

Operation/Application

| | |
|---------------------|--------|
| Circuit Application | Signal |
|---------------------|--------|

Industry Standards

| | |
|------------------------|----------|
| UL Flammability Rating | UL 94V-0 |
|------------------------|----------|

Packaging Features

| | |
|--------------------|---------|
| Packaging Quantity | 1 |
| Packaging Method | Package |

Product Compliance

For compliance documentation, visit the product page on TE.com>

| | |
|---|---|
| EU RoHS Directive 2011/65/EU | Compliant |
| EU ELV Directive 2000/53/EC | Compliant |
| China RoHS 2 Directive MIIT Order No 32, 2016 | No Restricted Materials Above Threshold |
| EU REACH Regulation (EC) No. 1907/2006 | Current ECHA Candidate List: JAN 2024 (240) |




Candidate List Declared Against: JAN 2024 (240)
Does not contain REACH SVHC

| | |
|---------------------------|--|
| Halogen Content | Not Low Halogen - contains Br or Cl > 900 ppm. |
| Solder Process Capability | Not applicable for solder process capability |


Product Compliance Disclaimer

This information is provided based on reasonable inquiry of our suppliers and represents our current actual knowledge based on the information they provided. This information is subject to change. The part numbers that TE has identified as EU RoHS compliant have a maximum concentration of 0.1% by weight in homogenous materials for lead, hexavalent chromium, mercury, PBB, PBDE, DBP, BBP, DEHP, DIBP, and 0.01% for cadmium, or qualify for an exemption to these limits as defined in the Annexes of Directive 2011/65/EU (RoHS2). Finished electrical and electronic equipment products will be CE marked as required by Directive 2011/65/EU. Components may not be CE marked. Additionally, the part numbers that TE has identified as EU ELV compliant have a maximum concentration of 0.1% by weight in homogenous materials for lead, hexavalent chromium, and mercury, and 0.01% for cadmium, or qualify for an exemption to these limits as defined in the Annexes of Directive 2000/53/EC (ELV). Regarding the REACH Regulation, the information TE provides on SVHC in articles for this part number is based on the latest European Chemicals Agency (ECHA) 'Guidance on requirements for substances in articles' posted at this URL: <https://echa.europa.eu/guidance-documents/guidance-on-reach>


Compatible Parts




TE Part # CAT-F439-S01339254
2.54mm FFC Connectors Socket Contacts



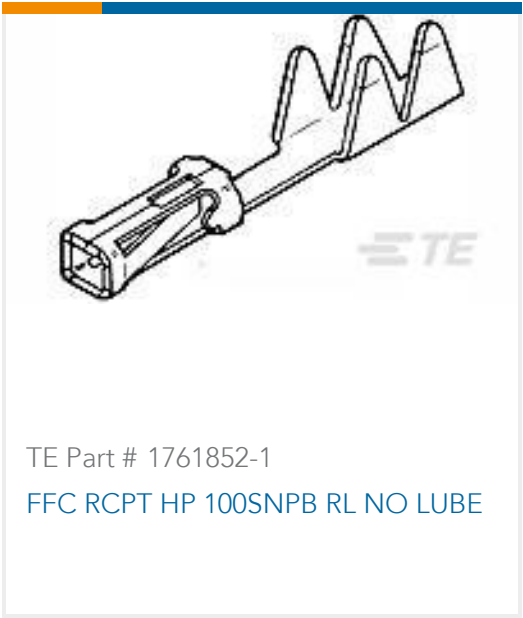
TE Part # 7-103361-2
24 MODII HDR SRRA SHRD LF



TE Part # 2-103414-2
24 MODII HDR SRST SHRD .100CL



TE Part # 7-103414-2
24 MODII HDR SRST SHRD .100CL




TE Part # 1761852-1
FFC RCPT HP 100SNPB RL NO LUBE

Customers Also Bought






TE Part # 5227161-9
RTANG JACK W/MTG PINS,BNC PCB



TE Part # 2-487406-2
2.54mm FFC Connectors Socket Contacts



TE Part # 2-84953-4
1MM FPC HORZ.TOP CONT.ASSY 24P



TE Part # 608802-1
CABLE TIE MOUNT, 4-WAY,3/4" SQ

Documents

Product Drawings

024 HOUSING FFC RCPT 100CL SR

English

CAD Files

Customer View Model

ENG_CVM_CVM_2-487769-2_W.2d_dxf.zip

English

3D PDF

3D

Customer View Model

ENG_CVM_CVM_2-487769-2_W.3d_igs.zip

English

Customer View Model

ENG_CVM_CVM_2-487769-2_W.3d_stp.zip

English

By downloading the CAD file I accept and agree to the [Terms and Conditions](#) of use.

Product Specifications

Application Specification

English

Instruction Sheets

Instruction Sheet (U.S.)

English

Extraction Tools

English