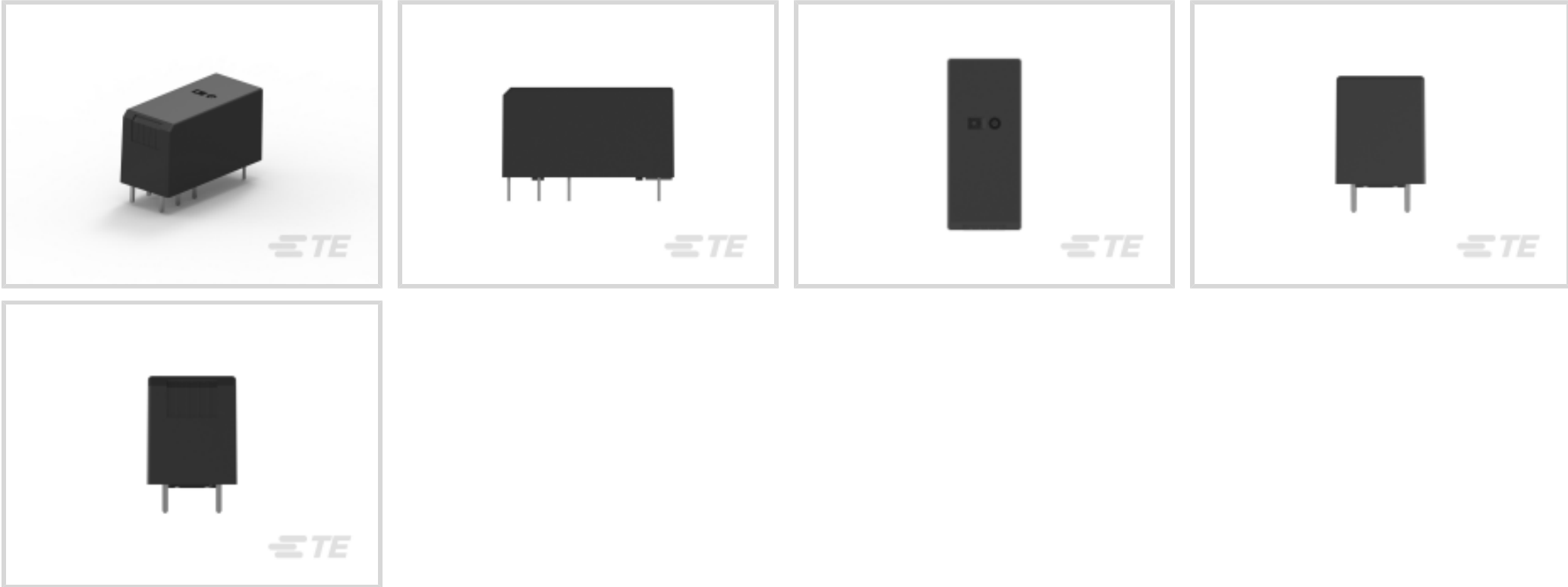




Relays & Contactors > Relays > Power Relays > PCB Power Relay: 12-16 Amp, Monostable



Relay Type: **Standard**

Coil Magnetic System: **Monostable**

Coil Power Rating DC: **530 mW**

Coil Resistance: **272 Ω**

Coil Special Features: **UL Coil Insulation Class F**

[All PCB Power Relay: 12-16 Amp, Monostable \(78\)](#)

Features

Product Type Features

Relay Type	Standard
------------	----------

Configuration Features

Insulation Special Features	Tracking Index of Relay Base PTI250
Coil Special Features	UL Coil Insulation Class F
Contact Arrangement	1 Form C (CO)
Contact Number of Poles	1

Electrical Characteristics

Insulation Initial Dielectric Between Open Contacts	1000 Vrms
Contact Limiting Making Current	30 A
Contact Limiting Continuous Current	16 A
Insulation Initial Dielectric Between Contacts & Coil	5000 Vrms
Contact Limiting Breaking Current	16 A
Coil Power Rating DC	530 mW



Coil Resistance	272 Ω
Coil Voltage Rating	12 VDC
Contact Current Rating	16 A
Contact Switching Voltage (Max)	400 VAC
Contact Voltage Rating	250 VAC

Body Features

Product Weight	10 g[.353 oz]
----------------	---------------

Contact Features

Contact Material	AgNi90/10
------------------	-----------

Dimensions

	.394 in
Insulation Creepage Between Contact & Coil	10 mm[.394 in]
Product Width	12.7 mm[.5 in]
Product Length	29 mm[1.142 in]
Product Height	15.7 mm[.618 in]

Usage Conditions

Environmental Ambient Temperature (Max)	70 °C[158 °F]
---	---------------

Operation/Application

Actuating System	DC
Coil Magnetic System	Monostable

Packaging Features

Packaging Method	Carton
------------------	--------

Other

Length Class (Mechanical)	25 - 30 mm
Insulation Initial Dielectric Between Coil & Contact Class	4000 V
Insulation Creepage Class	8 mm
Height Class (Mechanical)	15 - 16 mm
Coil Power Rating Class	500 - 600 mW
Width Class (Mechanical)	12 - 16 mm
Contact Current Class	16 A

Product Compliance




For compliance documentation, visit the product page on TE.com>

EU RoHS Directive 2011/65/EU	Compliant
EU ELV Directive 2000/53/EC	Compliant
China RoHS 2 Directive MIIT Order No 32, 2016	No Restricted Materials Above Threshold
EU REACH Regulation (EC) No. 1907/2006	Current ECHA Candidate List: JAN 2024 (240) Candidate List Declared Against: JAN 2023 (233) Does not contain REACH SVHC
Halogen Content	Not Low Halogen - contains Br or Cl > 900 ppm.
Solder Process Capability	Not reviewed for solder process capability

Product Compliance Disclaimer

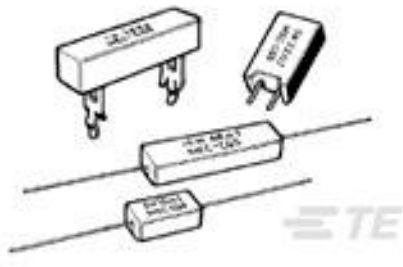
This information is provided based on reasonable inquiry of our suppliers and represents our current actual knowledge based on the information they provided. This information is subject to change. The part numbers that TE has identified as EU RoHS compliant have a maximum concentration of 0.1% by weight in homogenous materials for lead, hexavalent chromium, mercury, PBB, PBDE, DBP, BBP, DEHP, DIBP, and 0.01% for cadmium, or qualify for an exemption to these limits as defined in the Annexes of Directive 2011/65/EU (RoHS2). Finished electrical and electronic equipment products will be CE marked as required by Directive 2011/65/EU. Components may not be CE marked. Additionally, the part numbers that TE has identified as EU ELV compliant have a maximum concentration of 0.1% by weight in homogenous materials for lead, hexavalent chromium, and mercury, and 0.01% for cadmium, or qualify for an exemption to these limits as defined in the Annexes of Directive 2000/53/EC (ELV). Regarding the REACH Regulation, the information TE provides on SVHC in articles for this part number is based on the latest European Chemicals Agency (ECHA) 'Guidance on requirements for substances in articles' posted at this URL: <https://echa.europa.eu/guidance-documents/guidance-on-reach>

Also in the Series | SCHRACK Power PCB Relay RZ



Customers Also Bought





TE Part # 1623793-9
SQP5 330R 5% MTL FLM



TE Part # 3-1437603-8
DPS9131AK=1-2-4-8 BCD CODE



TE Part # 1879352-5
RR02 5% R47 AMMO



TE Part # 3-1462037-4
IM05GR=IM RELAY 140mW 9V



TE Part # 2-2158100-2
RZL3-1C4-L012-R

Documents

CAD Files

Customer View Model

[ENG_CVM_CVM_4-2158100-6_B.3d_igs.zip](#)

English

Customer View Model

[ENG_CVM_CVM_4-2158100-6_B.3d_stp.zip](#)

English

Customer View Model

[ENG_CVM_CVM_4-2158100-6_B.2d_dxf.zip](#)

English

3D PDF

3D

By downloading the CAD file I accept and agree to the [Terms and Conditions](#) of use.

Datasheets & Catalog Pages

[RZL](#)

English

Product Specifications

[Definitions General Purpose Relays](#)

English

Agency Approvals

[VDE Certificate](#)

English