



Connectors > Terminal Blocks & Strips > Terminal Block & Strip Accessories > Terminal Block & Strip Conducting Accessories



Conducting Accessory Type: **Jumper Bar**

Number of Poles: **10**

PCB Mount Retention Type: **Screwless**

Primary Product Color: **Orange**

Product Spacing: **10 mm [ .394 in ]**

Features

Product Type Features

Conducting Accessory Type	Jumper Bar
---------------------------	------------

Configuration Features

Number of Poles	10
-----------------	----

Electrical Characteristics

Operating Voltage Rating (UL & CSA) (Max) - Main Circuit	600 V
Impulse Withstanding Voltage Rating (IEC)	6000 V
Voltage Rating (CSA)	600 V
Current Rating (CSA)	67 A
Short-Time Withstanding Current Rating @ 1s	1920 A
Power Loss	2.4 W
Dielectric Withstanding Voltage (Max)	2200 V
Voltage Rating (IEC)	1000 V
Current Rating (UL)	67 A
Current Rating (IEC)	76 A

Body Features

Plastic & Resin Material Type	Polyamide
Product Weight	24 g[.847 oz]



Primary Product Color	Orange
-----------------------	--------

Contact Features

Contact Current Rating (Max)	76 A
------------------------------	------

Mechanical Attachment

PCB Mount Retention Type	Screwless
--------------------------	-----------

Dimensions

Product Depth	31.5 mm[1.24 in]
Product Width	10 mm[.394 in]
Product Height	98 mm[3.858 in]
Product Spacing	10 mm[.394 in]

Usage Conditions

Installation Temperature Range	-5 - 40 °C[23 - 104 °F]
Operating Temperature Range	-55 - 110 °C[-67 - 230 °F]

Industry Standards

IP Rating	IP20
-----------	------

Product Compliance

For compliance documentation, visit the product page on TE.com>

EU RoHS Directive 2011/65/EU	Compliant
EU ELV Directive 2000/53/EC	Compliant
China RoHS 2 Directive MIIT Order No 32, 2016	No Restricted Materials Above Threshold
EU REACH Regulation (EC) No. 1907/2006	Current ECHA Candidate List: JAN 2024 (240) Candidate List Declared Against: JAN 2024 (240) Does not contain REACH SVHC
Halogen Content	Low Halogen - Br, Cl, F, I < 900 ppm per homogenous material. Also BFR/CFR/PVC Free
Solder Process Capability	Not reviewed for solder process capability













Product Compliance Disclaimer

This information is provided based on reasonable inquiry of our suppliers and represents our current actual knowledge based on the information they provided. This information is subject to change. The part numbers that TE has identified as EU RoHS compliant have a maximum concentration of 0.1% by weight in homogenous materials for lead, hexavalent chromium, mercury, PBB, PBDE, DBP, BBP, DEHP, DIBP, and 0.01% for cadmium, or qualify for an exemption to these limits as defined in the Annexes of Directive 2011/65/EU (RoHS2). Finished electrical and electronic equipment products will be CE marked as required by Directive 2011/65/EU. Components may not be CE marked. Additionally, the part






numbers that TE has identified as EU ELV compliant have a maximum concentration of 0.1% by weight in homogenous materials for lead, hexavalent chromium, and mercury, and 0.01% for cadmium, or qualify for an exemption to these limits as defined in the Annexes of Directive 2000/53/EC (ELV). Regarding the REACH Regulation, the information TE provides on SVHC in articles for this part number is based on the latest European Chemicals Agency (ECHA) 'Guidance on requirements for substances in articles' posted at this URL: <https://echa.europa.eu/guidance-documents/guidance-on-reach>

Compatible Parts

 <p>TE Part # 1SNK510010R0000 ZS16</p>	 <p>TE Part # 1SNK710010R0000 ZK10</p>	 <p>TE Part # 1SNK710011R0000 ZK10-3P</p>	 <p>TE Part # 1SNK710150R0000 ZK10-PE</p>
 <p>TE Part # 1SNK710151R0000 ZK10-PE-3P</p>	 <p>TE Part # 1SNK510020R0000 ZS16-BL</p>	 <p>TE Part # 1SNK510030R0000 ZS16-OR</p>	 <p>TE Part # 1SNK710020R0000 ZK10-BL</p>
 <p>TE Part # 1SNK710021R0000 ZK10-3P-BL</p>	 <p>TE Part # 1SNK710030R0000 ZK10-OR</p>	 <p>TE Part # 1SNK900101R0000 CS</p>	 <p>TE Part # 1SNK900659R0000 TO3.5-50-A</p>

Also in the Series | ENTRELEC SNK


 <p>Modular Terminal Blocks(320)</p>	 <p>Terminal Block &amp; Strip Conducting Accessories(67)</p>	 <p>Terminal Block &amp; Strip Insulating Accessories(31)</p>
---	--	--

Customers Also Bought


1SNK910310R0000

Terminal Block & Strip Conducting Accessories, Jumper Bar, 10 Pole, Orange, Product Spacing .394 in [10 mm], -67 - 230 °F [-55 - 110 °C], ENTRELEC SNK







TE Part # 1SNK505010R0000  
ZS4




TE Part # 1SNK506010R0000  
ZS6




TE Part # 1SNK508150R0000  
ZS10-PE




TE Part # 1SNK510150R0000  
ZS16-PE




TE Part # 1SNK706010R0000  
ZK4




TE Part # 1SNK710010R0000  
ZK10




TE Part # 1SNK900103R0000  
CS-R1



TE Part # 1SNK900618R0000  
PL5



TE Part # 1SNK512150R0000  
ZS25-PE



TE Part # 1SNK906350R0000  
JB6-50

Documents

CAD Files

3D PDF

3D

Customer View Model

ENG\_CVM\_CVM\_1SNK910310R0000\_A.2d\_dxf.zip

English

Customer View Model

ENG\_CVM\_CVM\_1SNK910310R0000\_A.3d\_igs.zip

English

Customer View Model

ENG\_CVM\_CVM\_1SNK910310R0000\_A.3d\_stp.zip

English

By downloading the CAD file I accept and agree to the [Terms and Conditions](#) of use.

Datasheets & Catalog Pages

ENTRELEC Terminal Block - Master Catalog

ENTRELEC Terminal Block - Master Catalog

English



**JB10-10**

English

**SNK SERIES TERMINAL BLOCKS**

English

**ENTRELEC Terminal Blocks Catalogue (RUS)**

**Essential Entrelec Terminal Blocks**

French

**Essential Entrelec Terminal Blocks**

English

**Essential Entrelec Terminal Blocks**

Japanese