



Connectors > Terminal Blocks & Strips > Modular Terminal Blocks



Block Function: **Component Holder**
Modular Terminal Block Product Type: **Screw Clamp Terminal Block**
Primary Product Color: **Gray**
Product Spacing: **5.2 mm [.205 in]**
Number of Positions: **4**

Features

Product Type Features

Modular Terminal Block Product Type	Screw Clamp Terminal Block
-------------------------------------	----------------------------

Configuration Features

Gauge Type	A3-B3
Number of Levels	2
Number of Circuits	2
Block Function	Component Holder
Number of Positions	4

Electrical Characteristics

Current Rating (CSA)	20 A
Power Loss	1.9 W
Short-Time Withstanding Current Rating @ 1s	480 A
Voltage Rating (IEC)	800 V
Operating Voltage Rating (UL & CSA) (Max) - Main Circuit	300 V
Voltage Rating (CSA)	300 V



Dielectric Withstanding Voltage (Max)	2000 V
Current Rating (UL)	20 A
Current Rating (IEC)	29 A

Body Features

Product Weight	15.3 g[.602 oz]
Primary Product Color	Gray

Mechanical Attachment

DIN Rail Mounting Type	TH35-15, TH35-7.5
Connector Mounting Type	DIN Rail

Housing Features

Housing Material	Polyamide
------------------	-----------

Dimensions

Main Circuit Capacity - Twin Ferrule per Screw Clamp	24 - 16 AWG
Main Circuit Capacity - 1 Flexible Conductor per Screw Clamp	24 - 12 AWG
Main Circuit Capacity - 1 Non-Insulated Ferrule per Screw Clamp	.22 - 4 mm ²
Main Circuit Capacity - 1 Insulated Ferrule per Screw Clamp	24 - 14 AWG
Main Circuit Capacity - 2 Flexible Conductors per Screw Clamp	.2 - 1.5 mm ²
Main Circuit Capacity - 1 Rigid Stranded Conductor per Screw Clamp	24 - 12 AWG
Wire Stripping Length	10 mm[.394 in]
Main Circuit Capacity - 2 Rigid Stranded Conductors per Screw Clamp	.2 - 1.5 mm ²
Tool Size	3.5 mm[.138 in]
Product Depth	65.5 mm
Product Length	65.5 mm[2.58 in]
Product Height	70.4 mm
Product Spacing	5.2 mm[.205 in]

Usage Conditions

Installation Temperature Range	-5 - 40 °C[23 - 104 °F]
Operating Temperature Range	-55 - 110 °C[-67 - 230 °F]

Industry Standards

IP Rating	IP20
UL Flammability Rating	UL 94V-0



Product Compliance


For compliance documentation, visit the product page on TE.com>

EU RoHS Directive 2011/65/EU	Compliant
EU ELV Directive 2000/53/EC	Compliant
China RoHS 2 Directive MIIT Order No 32, 2016	No Restricted Materials Above Threshold
EU REACH Regulation (EC) No. 1907/2006	Current ECHA Candidate List: JAN 2024 (240) Candidate List Declared Against: JAN 2024 (240) Does not contain REACH SVHC
Halogen Content	Not Yet Reviewed for halogen content
Solder Process Capability	Not reviewed for solder process capability


Product Compliance Disclaimer

This information is provided based on reasonable inquiry of our suppliers and represents our current actual knowledge based on the information they provided. This information is subject to change. The part numbers that TE has identified as EU RoHS compliant have a maximum concentration of 0.1% by weight in homogenous materials for lead, hexavalent chromium, mercury, PBB, PBDE, DBP, BBP, DEHP, DIBP, and 0.01% for cadmium, or qualify for an exemption to these limits as defined in the Annexes of Directive 2011/65/EU (RoHS2). Finished electrical and electronic equipment products will be CE marked as required by Directive 2011/65/EU. Components may not be CE marked. Additionally, the part numbers that TE has identified as EU ELV compliant have a maximum concentration of 0.1% by weight in homogenous materials for lead, hexavalent chromium, and mercury, and 0.01% for cadmium, or qualify for an exemption to these limits as defined in the Annexes of Directive 2000/53/EC (ELV). Regarding the REACH Regulation, the information TE provides on SVHC in articles for this part number is based on the latest European Chemicals Agency (ECHA) 'Guidance on requirements for substances in articles' posted at this URL: <https://echa.europa.eu/guidance-documents/guidance-on-reach>


Compatible Parts




TE Part # 1SNK140000R0000
MC512



TE Part # 1SNK140004R0000
MC512-YL

















TE Part # 1SNK505960R0000
ES4-D2






TE Part # 1SNK900200R0000
TC5




 <p>TE Part # 1SNK900205R0000 TP4</p>	 <p>TE Part # 1SNK900403R0000 PG5-R2</p>	 <p>TE Part # 1SNK900602R0000 SHB</p>	 <p>TE Part # 1SNK900606R0000 LH-J</p>
 <p>TE Part # 1SNK905302R0000 JB5-2</p>	 <p>TE Part # 1SNK905303R0000 JB5-3</p>	 <p>TE Part # 1SNK905305R0000 JB5-5</p>	 <p>TE Part # 1SNA164800R0300 PR3.G2</p>
 <p>TE Part # 1SNA168500R1200 PR4</p>	 <p>TE Part # 1SNA168700R2200 PR5</p>	 <p>TE Part # 1SNA173220R0500 PR30</p>	 <p>TE Part # 1SNA174300R1700 PR3.Z2</p>
 <p>TE Part # 1SNK149999R0000 MC512PA</p>	 <p>TE Part # 1SNK900102R0000 BAZH1</p>	 <p>TE Part # 1SNK900201R0000 TC5-R1</p>	 <p>TE Part # 1SNK900203R0000 TP2</p>

Also in the Series | ENTRELEC SNK


 <p>Modular Terminal Blocks(320)</p>	 <p>Terminal Block & Strip Conducting Accessories(67)</p>	 <p>Terminal Block & Strip Insulating Accessories(31)</p>
---	---	--

Customers Also Bought







TE Part # 1SNK505960R0000
ES4-D2




TE Part # 1SNK705911R0000
EK2.5-3P




TE Part # 1SNK900652R0000
SC-JB8-2




TE Part # 1SNA206682R0300
AJS9-GR




TE Part # 1SNK505215R0000
ZS4-D-CH-DU



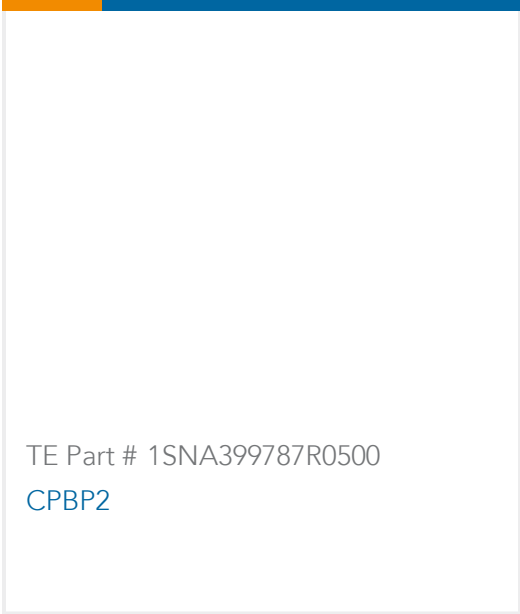
TE Part # 1SNK508311R0000
ZS10-ST-T4



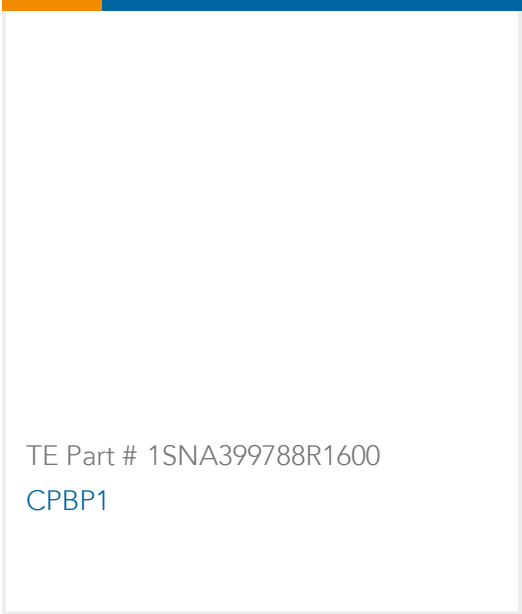
TE Part # 1SNK705214R0000
ZK2.5-D-CH-DU



TE Part # 1SNK908905R0000
JB8-5-R1



TE Part # 1SNA399787R0500
CPBP2



TE Part # 1SNA399788R1600
CPBP1

Documents

CAD Files

3D PDF

3D

Customer View Model

ENG_CVM_CVM_1SNK505214R0000_A.2d_dxf.zip

English

Customer View Model

ENG_CVM_CVM_1SNK505214R0000_A.3d_igs.zip

English

Customer View Model

ENG_CVM_CVM_1SNK505214R0000_A.3d_stp.zip

English

By downloading the CAD file I accept and agree to the Terms and Conditions of use.

Datasheets & Catalog Pages

ENTRELEC Terminal Block - Master Catalog

ENTRELEC Terminal Block - Master Catalog

English

1SNK505214R0000

Modular Terminal Blocks, Component Holder, Screw Clamp Terminal Block, Gray,
Product Spacing .205 in [5.2 mm], 4 Position, DIN Rail, ENTRELEC SNK



[ZS4-D-CH-UD](#)

English

[SNK SERIES TERMINAL BLOCKS](#)

English

[ENTRELEC Terminal Blocks Catalogue \(RUS\)](#)