



Connectors > Automotive Connectors > Automotive Housings



Connector System: **Cable-to-Cable**

Number of Positions: **20**

Centerline (Pitch): **3.8 mm [.15 in]**

Sealable: **Yes**

Number of Rows: **4**

Features

Product Type Features

Mixed & Hybrid Connector	Yes
Connector Shape	Rectangular
Connector System	Cable-to-Cable
Sealable	Yes
Connector & Contact Terminates To	Wire & Cable
Primary Locking Feature	Locking Lance

Configuration Features

Number of Positions	20
Number of Rows	4

Body Features

Primary Product Color	Green
Connector & Keying Code	C

Contact Features

Contact Size	Size 16, Size 20
--------------	------------------



Contact Current Rating (Max)	13 A
------------------------------	------

Mechanical Attachment

Mating Alignment Type	Keyed
Mating Alignment	With
Connector Mounting Type	Cable Mount (Free-Hanging)

Housing Features

Centerline (Pitch)	3.8 mm[.15 in]
--------------------	----------------

Usage Conditions

Operating Temperature (Max)	125 °C[257 °F]
Operating Temperature Range	-40 - 125 °C[-40 - 257 °F]

Product Compliance

For compliance documentation, visit the product page on [TE.com](#)>

EU RoHS Directive 2011/65/EU	Compliant
EU ELV Directive 2000/53/EC	Compliant
China RoHS 2 Directive MIIT Order No 32, 2016	No Restricted Materials Above Threshold
EU REACH Regulation (EC) No. 1907/2006	Current ECHA Candidate List: JAN 2024 (240) Candidate List Declared Against: JAN 2024 (240) SVHC > Threshold: Octamethylcyclotetrasiloxane (D4) (.5% in Component Part) Dodecamethylcyclohexasiloxane (D6) (.5% in Component Part) Decamethylcyclopentasiloxane (D5) (.5% in Component Part) <small>Article Safe Usage Statements: Wash thoroughly after handling. Recycle if possible and dispose of the article by following all applicable governmental regulations relevant to your geographic location.</small>
Halogen Content	BFR/CFR/PVC Free, but Br/Cl >900 ppm in other sources.
Solder Process Capability	Not reviewed for solder process capability











Product Compliance Disclaimer

This information is provided based on reasonable inquiry of our suppliers and represents our current actual knowledge based on the information they provided. This information is subject to change. The part numbers that TE has identified as EU RoHS compliant have a maximum concentration of 0.1% by weight in homogenous materials for lead, hexavalent chromium, mercury, PBB, PBDE, DBP, BBP, DEHP, DIBP, and 0.01% for cadmium, or qualify for an exemption to these limits as defined in the Annexes of Directive 2011/65/EU (RoHS2). Finished electrical and electronic equipment products will be CE marked as required by Directive 2011/65/EU. Components may not be CE marked. Additionally, the part numbers that TE has identified as EU ELV compliant have a maximum concentration of 0.1% by weight in homogenous







materials for lead, hexavalent chromium, and mercury, and 0.01% for cadmium, or qualify for an exemption to these limits as defined in the Annexes of Directive 2000/53/EC (ELV). Regarding the REACH Regulation, the information TE provides on SVHC in articles for this part number is based on the latest European Chemicals Agency (ECHA) 'Guidance on requirements for substances in articles' posted at this URL: <https://echa.europa.eu/guidance-documents/guidance-on-reach>

Compatible Parts











 TE Part # 1-2350890-3 20POS,HYBRID,SOC HSG ASSY,SLD, COD C	 TE Part # 2350890-3 20POS,HYBRID,SOC HSG ASSY,SLD, COD C	 TE Part # 2350943-1 FIX RING,CONN KIT	 TE Part # 2350943-2 FIX RING,CONN KIT
 TE Part # 2350943-3 FIX RING,CONN KIT	 TE Part # 2350943-4 FIX RING,CONN KIT	 TE Part # 2357302-2 BACKSHELL,CONN KIT	 TE Part # 2357921-1 BACKSHELL,CONN KIT
 TE Part # 2373921-1 CVTY PLUG,PIN DIA 2.5,CVTY DIA,2.5, GRY	 TE Part # 2373921-2 CVTY PLUG,PIN DIA 1.6,CVTY DIA,1.9, YEL		

Also in the Series | DEUTSCH NTSEAL

 Automotive Housings(49)	 Connector Backshells(7)	 Connector Seals & Cavity Plugs(9)	 Other Automotive Connector Accessories(1)
--	---	--	--

Customers Also Bought



 <p>TE Part # HDP26-24-9PE-L015 PLG, 9P, BLK, E, THD, 4/8/12, P</p>	 <p>TE Part # 2-2350891-1 20POS,HYBRID,PIN HSG ASSY,SLD, COD A</p>	 <p>TE Part # 2-2350891-2 20POS,HYBRID,PIN HSG ASSY,SLD, COD B</p>	 <p>TE Part # 2350890-1 20POS,HYBRID,SOC HSG ASSY,SLD, COD A</p>
 <p>TE Part # 2350890-2 20POS,HYBRID,SOC HSG ASSY,SLD, COD B</p>	 <p>TE Part # 2350890-3 20POS,HYBRID,SOC HSG ASSY,SLD, COD C</p>	 <p>TE Part # 2350943-1 FIX RING,CONN KIT</p>	 <p>TE Part # 2350943-2 FIX RING,CONN KIT</p>
 <p>TE Part # 2357302-2 BACKSHELL,CONN KIT</p>	 <p>TE Part # 2357921-1 BACKSHELL,CONN KIT</p>		

Documents

Product Drawings

20POS,HYBRID,PIN HSG,SLD,COD C

English

20POS,HYBRID,PIN HSG,SLD,COD C

English

CAD Files

3D PDF

3D

Customer View Model

ENG_CVM_CVM_2-2350891-3_A.2d_dxf.zip

English

Customer View Model

ENG_CVM_CVM_2-2350891-3_A.3d_igs.zip

English

Customer View Model

ENG_CVM_CVM_2-2350891-3_A.3d_stp.zip

English

By downloading the CAD file I accept and agree to the Terms and Conditions of use.



Product Specifications

Application Specification

English

Agency Approvals

UL Report

English