



Relays & Contactors > Contactors > Definite Purpose Contactors



Number of Poles: 2
Coil Voltage Rating: 28 VDC
Contact Current Rating: 350 A
Contact Arrangement: DPST-NO
Coil Resistance: 7.8 Ω , 90 Ω

Features

Configuration Features

Auxiliary Switch Contact Arrangement	2 SPDT
Number of Poles	2
Contact Arrangement	DPST-NO

Electrical Characteristics

Contact Switching Voltage (Max)	600 VAC
Coil Voltage Rating	28 VDC
Contact Current Rating	350 A
Coil Resistance	7.8 Ω , 90 Ω

Termination Features

Mains Termination & Connection Type	M6 x 1 Female
Auxiliary Termination & Connection Type	Wire
Coil Termination & Connection Type	Wire

Mechanical Attachment

Product Mount Type	Chassis
--------------------	---------

Product Compliance

[For compliance documentation, visit the product page on TE.com>](#)



EU RoHS Directive 2011/65/EU	Compliant
EU ELV Directive 2000/53/EC	Not Yet Reviewed
China RoHS 2 Directive MIIT Order No 32, 2016	No Restricted Materials Above Threshold
EU REACH Regulation (EC) No. 1907/2006	Current ECHA Candidate List: JAN 2024 (240) Candidate List Declared Against: JAN 2024 (240) Does not contain REACH SVHC
Halogen Content	Low Halogen - Br, Cl, F, I < 900 ppm per homogenous material. Also BFR/CFR/PVC Free
Solder Process Capability	Not applicable for solder process capability

Product Compliance Disclaimer

This information is provided based on reasonable inquiry of our suppliers and represents our current actual knowledge based on the information they provided. This information is subject to change. The part numbers that TE has identified as EU RoHS compliant have a maximum concentration of 0.1% by weight in homogenous materials for lead, hexavalent chromium, mercury, PBB, PBDE, DBP, BBP, DEHP, DIBP, and 0.01% for cadmium, or qualify for an exemption to these limits as defined in the Annexes of Directive 2011/65/EU (RoHS2). Finished electrical and electronic equipment products will be CE marked as required by Directive 2011/65/EU. Components may not be CE marked. Additionally, the part numbers that TE has identified as EU ELV compliant have a maximum concentration of 0.1% by weight in homogenous materials for lead, hexavalent chromium, and mercury, and 0.01% for cadmium, or qualify for an exemption to these limits as defined in the Annexes of Directive 2000/53/EC (ELV). Regarding the REACH Regulations, TE's information on SVHC in articles for this part number is still based on the European Chemical Agency (ECHA) 'Guidance on requirements for substances in articles'(Version: 2, April 2011), applying the 0.1% weight on weight concentration threshold at the finished product level. TE is aware of the European Court of Justice ruling of September 10th, 2015 also known as O5A (Once An Article Always An Article) stating that, in case of 'complex object', the threshold for a SVHC must be applied to both the product as a whole and simultaneously to each of the articles forming part of its composition. TE has evaluated this ruling based on the new ECHA "Guidance on requirements for substances in articles" (June 2017, version 4.0) and will be updating its statements accordingly.

Compatible Parts



TE Part # 5-1618407-2
EV202MSBFD=RELAY, EV202 DPST-NO, 28V

Also in the Series | Kilovac EV202



Definite Purpose Contactors(4)

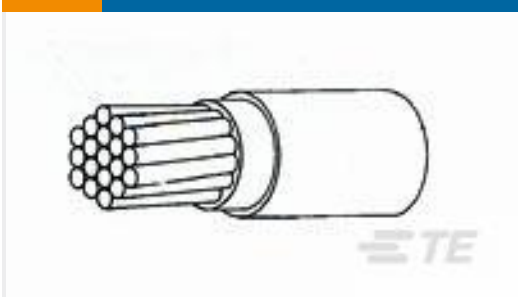


High Voltage Relays(1)

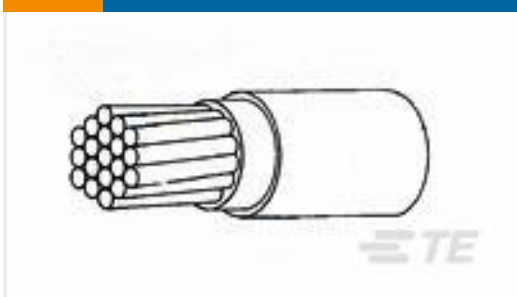
Customers Also Bought



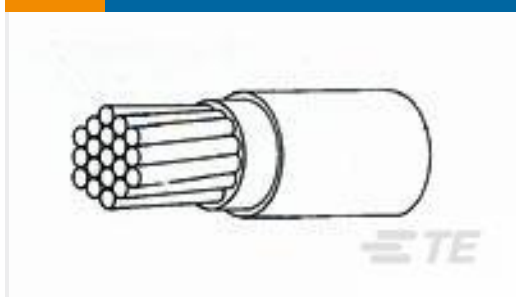
TE Part # 1415039-1
RTH34024



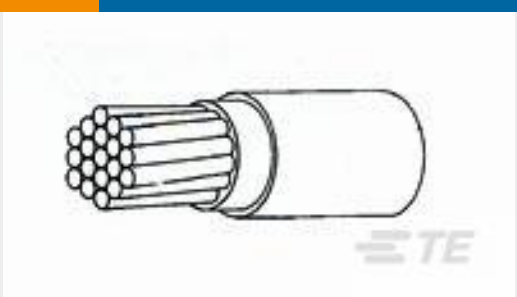
TE Part # 282220-000
81044/12-16-0



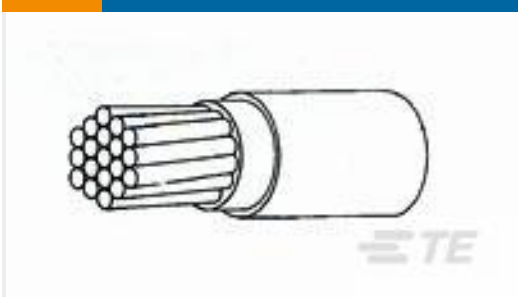
TE Part # 282216-003
81044/12-20-5



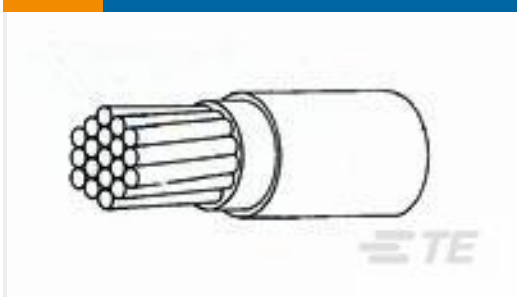
TE Part # 282217-000
81044/12-20-6



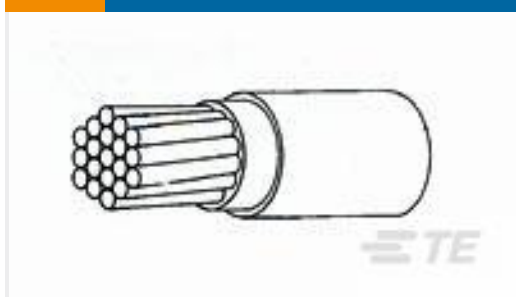
TE Part # 282218-006
81044/12-20-9



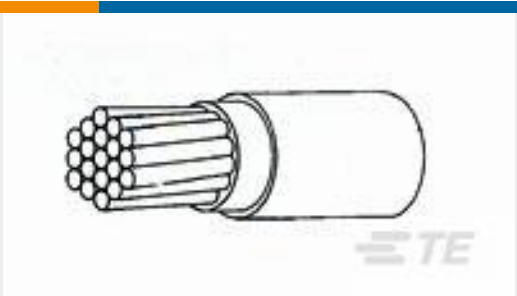
TE Part # 282222-003
81044/12-16-2



TE Part # 282213-003
81044/12-20-0



TE Part # 282214-003
81044/12-20-2



TE Part # 282226-003
81044/12-16-6



TE Part # 5-1617818-0
FCC-360-CU4 =OVERALL_TH

Documents

Product Drawings
EV202MSAND=RELAY, EV202 DPST-NO, 28V
English

CAD Files
3D PDF
3D
Customer View Model
ENG_CVM_CVM_5-1618407-3_A.2d_dxf.zip

5-1618407-3

Definite Purpose Contactors, 2 Pole, 28VDC Coil Voltage Rating, 350A Contact
Current Rating, Contact Arrangement DPST-NO, Kilovac EV202



English

Customer View Model

[ENG_CVM_CVM_5-1618407-3_A.3d_igs.zip](#)

English

Customer View Model

[ENG_CVM_CVM_5-1618407-3_A.3d_stp.zip](#)

English

By downloading the CAD file I accept and agree to the [Terms and Conditions](#) of use.

Datasheets & Catalog Pages

[5-1773450-5_sec7_EV200A](#)

English