



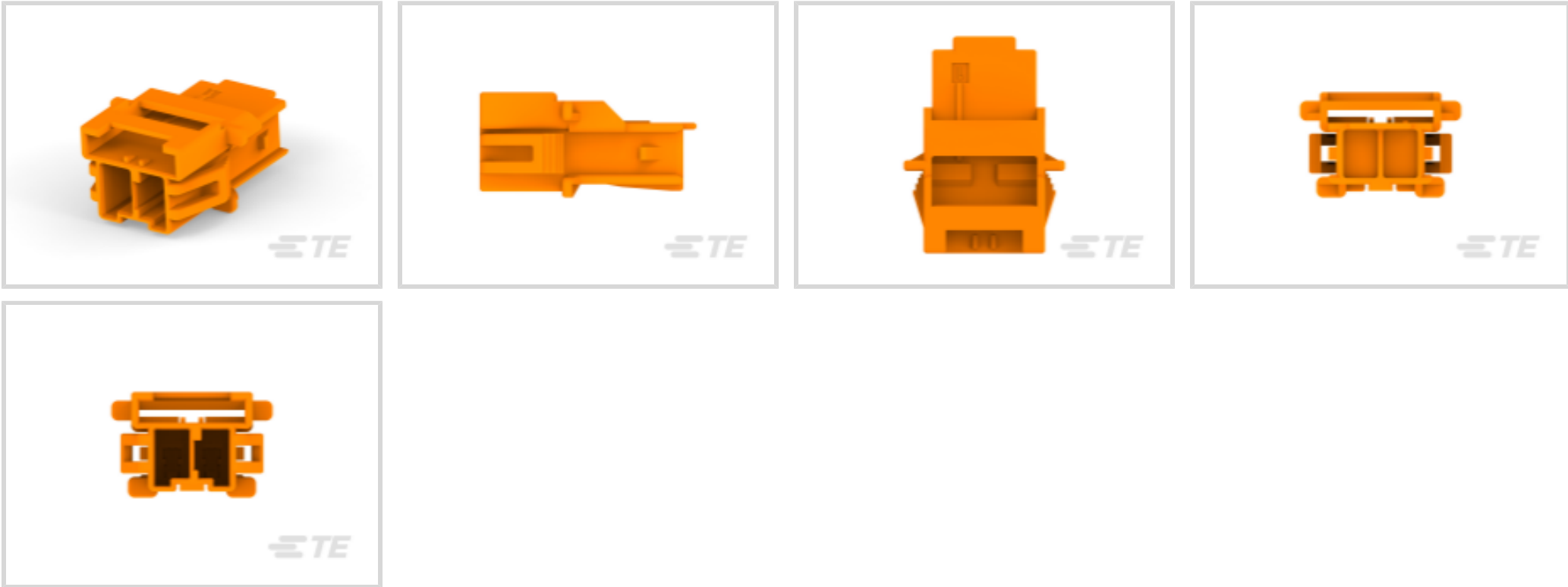
Power Triple Lock

TE Internal #: 8-2232263-2

Rectangular Power Connectors, Housing, Cap, Wire-to-Wire, 2
Position, 6 mm [.236 in] Centerline, Wire & Cable, UL 94V-0, Power
Triple Lock

[View on TE.com >](#)

Connectors > Power Connectors > Rectangular Power > Rectangular Power Connectors > POWER TRIPLE LOCK: Glow Wire Cap



Rectangular Power Connector Type: **Housing**

Connector & Housing Type: **Cap**

Connector System: **Wire-to-Wire**

Number of Positions: **2**

Centerline (Pitch): **6 mm [.236 in]**

[All POWER TRIPLE LOCK: Glow Wire Cap \(44\)](#)

Features

Product Type Features

Rectangular Power Connector Type	Housing
Connector & Housing Type	Cap
Connector System	Wire-to-Wire
Sealable	No
Connector & Contact Terminates To	Wire & Cable

Configuration Features

Number of Positions	2
Number of Power Positions	2
Number of Rows	1

Electrical Characteristics

Operating Voltage	600 VDC
-------------------	---------

Body Features

--	--



Cable Exit Angle	180°
------------------	------

Connector & Keying Code	D
-------------------------	---

Contact Features

Contact Layout	Inline
----------------	--------

Contact Retention Within Housing	Without
----------------------------------	---------

Contact Type	Tab
--------------	-----

Termination Features

Termination Method to Wire & Cable	Crimp
------------------------------------	-------

Mechanical Attachment

Panel Mount Feature	With
---------------------	------

Panel Mount Feature Type	Latches
--------------------------	---------

Connector Mounting Type	Panel Mount
-------------------------	-------------

Housing Features

Centerline (Pitch)	6 mm [.236 in]
--------------------	----------------

Housing Color	Orange
---------------	--------

Housing Material	Nylon GF
------------------	----------

Dimensions

Panel Thickness (Recommended)	1 - 2 mm [.039 - .079 in]
-------------------------------	---------------------------

Connector Height	14.95 mm
------------------	----------

Usage Conditions

Operating Temperature Range	-55 - 140 °C [-67 - 284 °F]
-----------------------------	-----------------------------

Operation/Application

Circuit Application	Power
---------------------	-------

Identification Marking

Circuit Identification Feature	With
--------------------------------	------

Industry Standards

UL Rating	Recognized
-----------	------------

Compatible With Agency/Standards Products	UL
---	----

Compatible With Approved Standards Products	UL E28476
---	-----------

UL Flammability Rating	UL 94V-0
------------------------	----------

Glow Wire Rating	GWT 750°C (Without Flame)
------------------	---------------------------



Packaging Features

Packaging Method	Carton
------------------	--------

Product Compliance

For compliance documentation, visit the product page on TE.com>

EU RoHS Directive 2011/65/EU	Compliant
EU ELV Directive 2000/53/EC	Compliant
China RoHS 2 Directive MIIT Order No 32, 2016	No Restricted Materials Above Threshold
EU REACH Regulation (EC) No. 1907/2006	Current ECHA Candidate List: JAN 2024 (240) Candidate List Declared Against: JAN 2024 (240) Does not contain REACH SVHC
Halogen Content	Not Low Halogen - contains Br or Cl > 900 ppm.
Solder Process Capability	Not reviewed for solder process capability

Product Compliance Disclaimer

This information is provided based on reasonable inquiry of our suppliers and represents our current actual knowledge based on the information they provided. This information is subject to change. The part numbers that TE has identified as EU RoHS compliant have a maximum concentration of 0.1% by weight in homogenous materials for lead, hexavalent chromium, mercury, PBB, PBDE, DBP, BBP, DEHP, DIBP, and 0.01% for cadmium, or qualify for an exemption to these limits as defined in the Annexes of Directive 2011/65/EU (RoHS2). Finished electrical and electronic equipment products will be CE marked as required by Directive 2011/65/EU. Components may not be CE marked. Additionally, the part numbers that TE has identified as EU ELV compliant have a maximum concentration of 0.1% by weight in homogenous materials for lead, hexavalent chromium, and mercury, and 0.01% for cadmium, or qualify for an exemption to these limits as defined in the Annexes of Directive 2000/53/EC (ELV). Regarding the REACH Regulation, the information TE provides on SVHC in articles for this part number is based on the latest European Chemicals Agency (ECHA) 'Guidance on requirements for substances in articles' posted at this URL: <https://echa.europa.eu/guidance-documents/guidance-on-reach>


Compatible Parts




TE Part # 1971777-2
PTL TPA HIGH TEMP 1 x 2 BLACK



TE Part # CAT-P87074-T111
Tab Contact - POWER TRIPLE LOCK




TE Part # 1971789-1
CPA




TE Part # 8-2232265-2
PTL 1X2 PLUG HSG GLW WIRE KEY D ORA

Also in the Series | Power Triple Lock






Connector Contacts(28)



Connector Hardware(12)




Insertion & Extraction Tools(1)




Rectangular Power Connectors(301)


Customers Also Bought




TE Part # 520974-2
ULTRA-POD 250 ASSY REC 14-12 AWG TPBR




TE Part # 62056-6
250 FASTON FLAG REC 18-12 AWG TPBZ



TE Part # 8-2378159-2
Power Versa-Lock PLUG, 1X2 KEY H



TE Part # 6-1971772-2
PTL 1X2 CAP PANEL MT HITEMP KEY B RED



TE Part # 1742539-3
CLUSTER BLOCK RECEPT,TPCuFeP

Documents

Product Drawings
PTL 1X2 CAP PANEL MT GLW WIRE KEY D ORA
English

CAD Files
3D PDF
3D
Customer View Model
ENG_CVM_CVM_8-2232263-2_B.2d_dxf.zip
English
Customer View Model
ENG_CVM_CVM_8-2232263-2_B.3d_igs.zip
English
Customer View Model
ENG_CVM_CVM_8-2232263-2_B.3d_stp.zip
English

By downloading the CAD file I accept and agree to the Terms and Conditions of use.



[Product Specifications](#)

[Application Specification](#)

English