

Please be informed that the data shown in this PDF document is generated from our online catalog. Please find the complete data in the user documentation. Our general terms of use for downloads are valid.



Mounting flange, for mounting directly on the wall

Your advantages

- Time saving push-in connection, tools not required
- Defined contact force ensures that contact remains stable over the long term
- Tool-free snap-in principle enables easy mounting on the device panel
- Automatic panel thickness compensation enables universal use
- Reliable seal even with low-viscosity molding compounds

Commercial data

Item number	1705659
Packing unit	25 pc
Minimum order quantity	25 pc
Sales key	AA08
Product key	AAHZBA
GTIN	4046356791199
Weight per piece (including packing)	5.358 g
Weight per piece (excluding packing)	5.047 g
Customs tariff number	85369010
Country of origin	CN

PWO 16-F - Panel feed-through terminal block



1705659

<https://www.phoenixcontact.com/us/products/1705659>

Technical data

Product properties

Product type	Panel feed-through terminal block
Product family	BF BEFESTIGUNGSFLANSCH
Number of positions	0
Pitch	0 mm

Electrical properties

Nominal current I_N	76 A
Nominal voltage U_N	1000 V
Rated voltage (III/3)	1000 V
Rated surge voltage (III/3)	8 kV
Rated voltage (III/2)	1000 V
Rated surge voltage (III/2)	8 kV
Rated voltage (II/2)	1000 V
Rated surge voltage (II/2)	6 kV

Connection data

Connection technology

Connector system	UW 16 / PW 16
Nominal cross section	16 mm ²

Conductor connection exterior

Connection method	Push-in spring connection
Connection direction of the conductor to plug-in direction	45 °
Conductor cross section rigid	1.5 mm ² ... 16 mm ²
Conductor cross section flexible	1.5 mm ² ... 16 mm ²
Conductor cross section flexible, with ferrule without plastic sleeve	1.5 mm ² ... 16 mm ²
Conductor cross section, flexible, with ferrule, with plastic sleeve	1.5 mm ² ... 16 mm ²
2 conductors with the same cross section, flexible, with TWIN ferrule with plastic sleeve	1.5 mm ² ... 4 mm ²
Stripping length	18 mm

Conductor connection interior

Connection method	Cable lug connection
Connection direction of the conductor to plug-in direction	0 °

Mounting

Attachment to feed-through panel

Tightening torque	1 Nm (Mounting screw torque)
Screw	M4

Material specifications

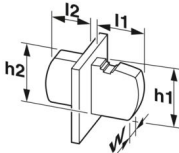
Material data - contact	
Note	WEEE/RoHS-compliant, free of whiskers according to IEC 60068-2-82/JEDEC JESD 201
Contact material	Cu alloy
Surface characteristics	tin-plated

Material data - housing	
Color (Housing)	gray (7042)
Insulating material	PA
Insulating material group	I
CTI according to IEC 60112	600
Flammability rating according to UL 94	V0
Glow wire flammability index GWFI according to EN 60695-2-12	850
Glow wire ignition temperature GWIT according to EN 60695-2-13	775
Temperature for the ball pressure test according to EN 60695-10-2	125 °C

Notes

Safety note	
Safety note	<ul style="list-style-type: none">• Only electrically qualified personnel may install and operate the product. To recognize and prevent danger, the qualified personnel must be familiar with the basics of electrical engineering.
	<ul style="list-style-type: none">• Observe the technical data provided here and refer to the documents listed under “Downloads”. The download area contains important information, such as installation notes, technical drawings, and 3D data.
	<ul style="list-style-type: none">• To maintain the nominal voltage, align the cable lugs straight and centered, and cast the terminals on the inside.
	<ul style="list-style-type: none">• The cable entry funnel is not safe to touch. Never connect or disconnect the terminal when it is energized. Take appropriate steps to ensure touch protection.

Dimensions

Dimensional drawing	
Pitch	0 mm

Mechanical tests

Test for conductor damage and slackening

PWO 16-F - Panel feed-through terminal block



1705659

<https://www.phoenixcontact.com/us/products/1705659>

Specification	IEC 60947-7-1:2009-04
Result	Test passed

Pull-out test

Specification	IEC 60947-7-1:2009-04
Conductor cross section/conductor type/tractive force setpoint/actual value	1.5 mm ² / solid / > 40 N
	1.5 mm ² / flexible / > 40 N
	16 mm ² / solid / > 100 N
	16 mm ² / flexible / > 100 N

Electrical tests

Temperature-rise test

Specification	IEC 60947-7-1:2009-04 (following)
Requirement temperature-rise test	Increase in temperature ≤ 45 K

Short-time withstand current

Specification	IEC 60947-7-1:2009-04
---------------	-----------------------

Air clearances and creepage distances | 1. Insulation coordination

Application	Internal part molded
	Control cabinet panel 1 mm ... 4 mm
Specification	IEC 60947-1:2007-06 + A1:2010-12
Insulating material group	I
Comparative tracking index (IEC 60112)	CTI 600
Rated insulation voltage (III/3)	1000 V
Rated surge voltage (III/3)	8 kV
minimum clearance value - non-homogenous field (III/3)	8 mm
minimum creepage distance (III/3)	12.5 mm
Rated insulation voltage (III/2)	1000 V
Rated surge voltage (III/2)	8 kV
minimum clearance value - non-homogenous field (III/2)	8 mm
minimum creepage distance (III/2)	8 mm
Rated insulation voltage (II/2)	1000 V
Rated surge voltage (II/2)	6 kV
minimum clearance value - non-homogenous field (II/2)	5.5 mm
minimum creepage distance (II/2)	5.5 mm

Air clearances and creepage distances | 2. Insulation coordination

Application	Internal part molded
	Control cabinet panel 5 mm ... 6 mm
Specification	IEC 60947-1:2007-06 + A1:2010-12
Insulating material group	I
Comparative tracking index (IEC 60112)	CTI 600
Rated insulation voltage (III/3)	800 V
Rated surge voltage (III/3)	8 kV

PWO 16-F - Panel feed-through terminal block



1705659

<https://www.phoenixcontact.com/us/products/1705659>

minimum clearance value - non-homogenous field (III/3)	8 mm
minimum creepage distance (III/3)	10 mm
Rated insulation voltage (III/2)	1000 V
Rated surge voltage (III/2)	8 kV
minimum clearance value - non-homogenous field (III/2)	8 mm
minimum creepage distance (III/2)	8 mm
Rated insulation voltage (II/2)	1000 V
Rated surge voltage (II/2)	6 kV
minimum clearance value - non-homogenous field (II/2)	5.5 mm
minimum creepage distance (II/2)	5.5 mm

Air clearances and creepage distances | 3. Insulation coordination

Application	Internal part not molded
	DP-PWO 16-3 (width: 3 mm)
Specification	IEC 60947-1:2007-06 + A1:2010-12
Insulating material group	I
Comparative tracking index (IEC 60112)	CTI 600
Rated insulation voltage (III/3)	400 V
Rated surge voltage (III/3)	4 kV
minimum clearance value - non-homogenous field (III/3)	3 mm
minimum creepage distance (III/3)	5 mm
Rated insulation voltage (III/2)	500 V
Rated surge voltage (III/2)	4 kV
minimum clearance value - non-homogenous field (III/2)	3 mm
minimum creepage distance (III/2)	3 mm
Rated insulation voltage (II/2)	800 V
Rated surge voltage (II/2)	4 kV
minimum clearance value - non-homogenous field (II/2)	3 mm
minimum creepage distance (II/2)	4 mm

Air clearances and creepage distances | 4. Insulation coordination

Application	Internal part not molded
	DP-PWO 16-6 (width: 6 mm)
Specification	IEC 60947-1:2007-06 + A1:2010-12
Insulating material group	I
Comparative tracking index (IEC 60112)	CTI 600
Rated insulation voltage (III/3)	800 V
Rated surge voltage (III/3)	6 kV
minimum clearance value - non-homogenous field (III/3)	5.5 mm
minimum creepage distance (III/3)	10 mm
Rated insulation voltage (III/2)	800 V
Rated surge voltage (III/2)	8 kV
minimum clearance value - non-homogenous field (III/2)	8 mm
minimum creepage distance (III/2)	8 mm
Rated insulation voltage (II/2)	1000 V

PWO 16-F - Panel feed-through terminal block



1705659

<https://www.phoenixcontact.com/us/products/1705659>

minimum clearance value - non-homogenous field (II/2)	0 mm
minimum creepage distance (II/2)	5 mm

Air clearances and creepage distances | 5. Insulation coordination

Application	Internal part not molded
	DP-PWO 16-9 (width: 9 mm)
	Control cabinet panel 1 mm ... 4 mm
Specification	IEC 60947-1:2007-06 + A1:2010-12
Insulating material group	I
Comparative tracking index (IEC 60112)	CTI 600
Rated insulation voltage (III/3)	1000 V
Rated surge voltage (III/3)	8 kV
minimum clearance value - non-homogenous field (III/3)	8 mm
minimum creepage distance (III/3)	12.5 mm
Rated insulation voltage (III/2)	1000 V
Rated surge voltage (III/2)	8 kV
minimum clearance value - non-homogenous field (III/2)	8 mm
minimum creepage distance (III/2)	8 mm
Rated insulation voltage (II/2)	1000 V
Rated surge voltage (II/2)	6 kV
minimum clearance value - non-homogenous field (II/2)	5.5 mm
minimum creepage distance (II/2)	5.5 mm

Air clearances and creepage distances | 6. Insulation coordination

Application	Internal part not molded
	DP-PWO 16-9 (width: 9 mm)
	Control cabinet panel 5 mm ... 6 mm
Specification	IEC 60947-1:2007-06 + A1:2010-12
Insulating material group	I
Comparative tracking index (IEC 60112)	CTI 600
Rated insulation voltage (III/3)	800 V
Rated surge voltage (III/3)	8 kV
minimum clearance value - non-homogenous field (III/3)	8 mm
minimum creepage distance (III/3)	10 mm
Rated insulation voltage (III/2)	1000 V
Rated surge voltage (III/2)	8 kV
minimum clearance value - non-homogenous field (III/2)	8 mm
minimum creepage distance (III/2)	8 mm
Rated insulation voltage (II/2)	1000 V
Rated surge voltage (II/2)	6 kV
minimum clearance value - non-homogenous field (II/2)	5.5 mm
minimum creepage distance (II/2)	5.5 mm

Air clearances and creepage distances | 7. Insulation coordination

Application	Internal part not molded
-------------	--------------------------

PWO 16-F - Panel feed-through terminal block



1705659

<https://www.phoenixcontact.com/us/products/1705659>

Specification	IEC 60947-1:2007-06 + A1:2010-12
Insulating material group	I
Comparative tracking index (IEC 60112)	CTI 600
minimum clearance value - non-homogenous field (III/3)	0 mm
minimum creepage distance (III/3)	0 mm
minimum clearance value - non-homogenous field (III/2)	0 mm
minimum creepage distance (III/2)	0 mm
minimum clearance value - non-homogenous field (II/2)	0 mm
minimum creepage distance (II/2)	0 mm

Environmental and real-life conditions

Vibration test

Specification	IEC 60068-2-6:2007-12
Frequency	10 - 150 - 10 Hz
Sweep speed	1 octave/min
Amplitude	0.35 mm (10 Hz ... 60.1 Hz)
Acceleration	5g (60.1 Hz ... 150 Hz)
Test duration per axis	2.5 h

Glow-wire test

Specification	IEC 60695-2-11:2000-10
Temperature	960 °C
Time of exposure	30 s

Ambient conditions

Ambient temperature (operation)	-40 °C ... 100 °C (Depending on the current carrying capacity/derating curve)
Ambient temperature (storage/transport)	-40 °C ... 70 °C
Relative humidity (storage/transport)	30 % ... 70 %
Ambient temperature (assembly)	-5 °C ... 100 °C

Packaging specifications

Type of packaging	packed in cardboard
-------------------	---------------------

PWO 16-F - Panel feed-through terminal block

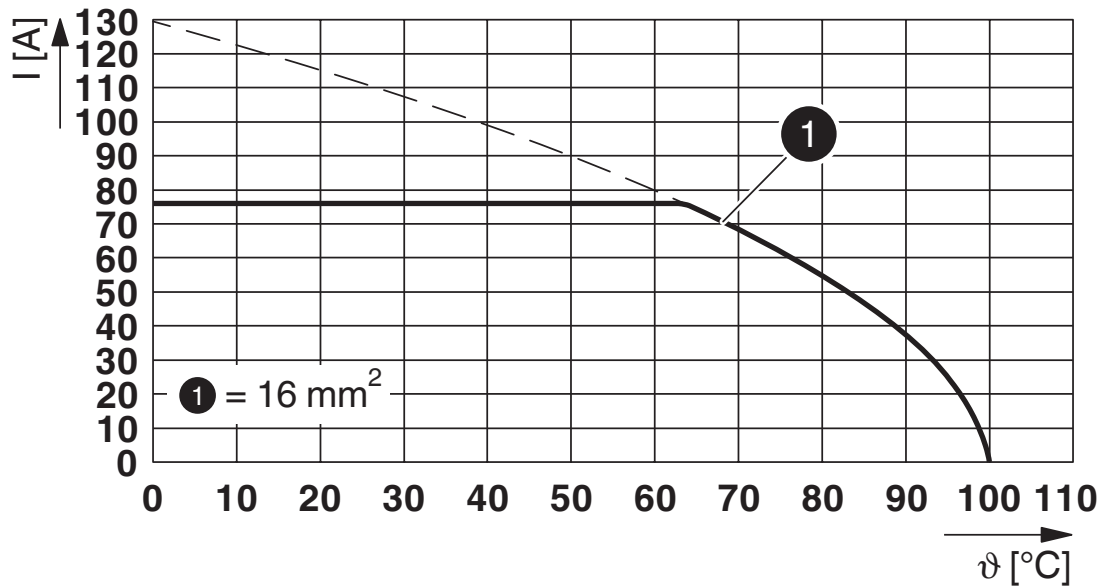


1705659

<https://www.phoenixcontact.com/us/products/1705659>

Drawings

Diagram




Type: PWO 16-POT(/S)

1705659
<https://www.phoenixcontact.com/us/products/1705659>

Approvals

To download certificates, visit the product detail page: <https://www.phoenixcontact.com/us/products/1705659>

<div> cULus Recognized Approval ID: E60425-20100423</div>				
	Nominal voltage U_N	Nominal current I_N	Cross section AWG	Cross section mm^2
Use group B				
	600 V	66 A	14 - 4	-
Use group C				
	600 V	66 A	14 - 4	-

PWO 16-F - Panel feed-through terminal block



1705659

<https://www.phoenixcontact.com/us/products/1705659>

Classifications

ECLASS

ECLASS-11.0	27141134
ECLASS-12.0	27141134
ECLASS-13.0	27141134

ETIM

ETIM 9.0	EC001283
----------	----------

UNSPSC

UNSPSC 21.0	39121400
-------------	----------

1705659
<https://www.phoenixcontact.com/us/products/1705659>

Environmental product compliance

EU RoHS	
Fulfills EU RoHS substance requirements	Yes, No exemptions
China RoHS	
Environment friendly use period (EFUP)	EFUP-E
	No hazardous substances above the limits
EU REACH SVHC	
REACH candidate substance (CAS No.)	No substance above 0.1 wt%

Phoenix Contact 2024 © - all rights reserved
<https://www.phoenixcontact.com>

Phoenix Contact USA
586 Fulling Mill Road
Middletown, PA 17057, United States
(+717) 944-1300
info@phoenixcon.com