

# SACC-EC-MS-4CON-M16/0,5 SCO - Device connector front mounting



1523463

<https://www.phoenixcontact.com/us/products/1523463>

Please be informed that the data shown in this PDF document is generated from our online catalog. Please find the complete data in the user documentation. Our general terms of use for downloads are valid.



Device connector front mounting, Universal, 4-position, Pin, straight, M12-SPEEDCON, coding: A, on free cable end, Front mounting, M16 x 1.5, Individual wires, cable length: 0.5 m, 0.34 mm<sup>2</sup>, TPE litz wire, Alternative product in accordance with RoHS II without Exemption 6c (Pb < 0.1 %) item no.: 1239879

## Your advantages

- Preassembled with litz wires for immediate use
- Customer-specific assemblies and litz wire lengths available
- Sealed on the litz wire side for optimum leak-tightness
- All standard pin assignments and codings for signal, data, and power transmission with a uniform design-in design
- For high transmission safety: shield connection to the housing with optional EMC nut
- SPEEDCON fast locking system reduces cabling times

## Commercial data

Item number	1523463
Packing unit	1 pc
Minimum order quantity	1 pc
Sales key	AB24
Product key	ABQCEB
Catalog page	Page 38 (C-2-2019)
GTIN	4046356021296
Weight per piece (including packing)	34.52 g
Weight per piece (excluding packing)	23.4 g
Customs tariff number	85444290
Country of origin	DE



# SACC-EC-MS-4CON-M16/0,5 SCO - Device connector front mounting



1523463

<https://www.phoenixcontact.com/us/products/1523463>

## Technical data

### Notes

Notes on operation	The electrical and mechanical data specified assume that the connector pair is correctly locked and mounted. If the connector is unlocked and if there is a danger of contamination, the connector must be sealed using a protective cap > IP54. Influences arising from litz wires, cables or PCB assembly must also be taken into consideration.
Order information:	Lock nut is included in the scope of delivery
General	Contact connection method: Crimp connection

### Safety note

Safety note	<p>WARNING: The connectors may not be plugged in or disconnected under load. Ignoring the warning or improper use may damage persons and/or property.</p> <ul style="list-style-type: none"><li>• WARNING: Commission properly functioning products only. The products must be regularly inspected for damage. Decommission defective products immediately. Replace damaged products. Repairs are not possible.</li><li>• WARNING: Only electrically qualified personnel may install and operate the product. They must observe the following safety notes. The qualified personnel must be familiar with the basics of electrical engineering. They must be able to recognize and prevent danger. The relevant symbol on the packaging indicates that only personnel familiar with electrical engineering are allowed to install and operate the product.</li><li>• The products are suitable for applications in plant, controller, and electrical device engineering.</li><li>• When operating the connectors in outdoor applications, they must be separately protected against environmental influences.</li><li>• Assembled products may not be manipulated or improperly opened.</li><li>• Only use mating connectors that are specified in the technical data of the standards listed (e.g. the ones listed in the product accessories online at <a href="https://www.phoenixcontact.com/products">phoenixcontact.com/products</a>).</li><li>• When using the product in direct connection with third-party manufacturers, the user is responsible.</li><li>• For operating voltages &gt; 50 V AC, conductive connector housings must be grounded</li><li>• Ensure that when laying the cable, the tensile load on the connectors does not exceed the upper limit specified in the standards.</li><li>• Observe the corresponding technical data. You will find information:<ul style="list-style-type: none"><li>o On the product</li><li>o On the packing label</li><li>o In the supplied documentation</li><li>o Online at <a href="https://www.phoenixcontact.com/products">phoenixcontact.com/products</a> under the product</li></ul></li><li>• Only use tools recommended by Phoenix Contact</li><li>• Use a protective cap to protect connectors that are not in use.</li></ul>
-------------	---



# SACC-EC-MS-4CON-M16/0,5 SCO - Device connector front mounting



1523463

<https://www.phoenixcontact.com/us/products/1523463>

The suitable accessories are available online in the accessory section of the product at [phoenixcontact.com/products](https://www.phoenixcontact.com/products)

- Ensure that the protective or functional ground has been properly connected.

- VDE 0100/1.97 § 411.1.3.2 and DIN EN 60 204/11.98 § 14.1.3 are applicable when combining several circuits in a cable and/or connector

- The connector warms up in normal operation. Depending on the ambient conditions, the surface of the connector can continue to warm up. In this case, the user is responsible for posting warnings (e.g. DIN EN ISO 13732-1:2008-12).

## Mounting

Mounting type	Front mounting M16 x 1.5 With locking nut
Assembly note	With locking nut

## Product properties

Product type	Circular connectors (device side)
Application	Signal
Sensor type	Universal
Number of positions	4
No. of cable outlets	1
Shielded	no
Coding	A
Thread type	M12

## Insulation characteristics

Overvoltage category	II
Degree of pollution	3

## Material specifications

Material	Zinc die-cast, nickel-plated
Flammability rating according to UL 94	V0
Seal material	NBR
Contact material	CuZn
Contact surface material	Ni/Au
Contact carrier material	PA 6.6
Material for screw connection	Zinc die-cast, nickel-plated
Conductor material	Tin-plated Cu litz wires

## Electrical properties

Rated surge voltage	2.5 kV
Contact resistance	≤ 3 mΩ
Insulation resistance	≥ 100 MΩ
Nominal voltage $U_N$	250 V (AC)
	250 V (DC)



# SACC-EC-MS-4CON-M16/0,5 SCO - Device connector front mounting



1523463

<https://www.phoenixcontact.com/us/products/1523463>

Nominal current $I_N$	4 A
Max. conductor resistance	57.6 mΩ/m

## Connection data

### Conductor connection

Connection method	Individual wires
Contact connection type	Pin
Conductor cross section	0.34 mm²
Tightening torque	3 Nm ... 4 Nm (Installation-side)

## Mechanical properties

### Mechanical data

Insertion/withdrawal cycles	> 100
-----------------------------	-------

## Connector

### Connection 1

Head design	Pin
Head cable outlet	straight
Head thread type	M12
Head locking type	SPEEDCON
Coding	A

### Connection 2

Head design	free cable end
-------------	----------------

## Cable/line

Cable length	0.5 m
Cable type	TPE litz wire
Signal type/category	Universal
Wire diameter incl. insulation	1.2 mm ±0.07 mm
Single wire, color	brown, white, blue, black
Cable cross section	0.34 mm²
Conductor material	Tin-plated Cu litz wires
Conductor structure signal line	7x 0.25 mm
AWG signal line	22
Material wire insulation	TPE
Thickness, insulation	0.21 mm (Core insulation)
Nominal voltage, cable	300 V
Test voltage, cable	2000 V AC
Cable resistance	≤ 57.6 mΩ/m
Cable insulation resistance	≥ 20 MΩ*km
Ambient temperature (operation)	-40 °C ... 85 °C (cable, fixed installation)



# SACC-EC-MS-4CON-M16/0,5 SCO - Device connector front mounting



1523463  
<https://www.phoenixcontact.com/us/products/1523463>

	-25 °C ... 85 °C (Cable, flexible installation)
--	---

## Environmental and real-life conditions

Ambient conditions	
Degree of protection	IP67
	IP67
Ambient temperature (operation)	-25 °C ... 85 °C (Plug / socket)
	-40 °C ... 85 °C (without mechanical actuation)
	-25 °C ... 85 °C (Cable, flexible installation)
	-40 °C ... 85 °C (cable, fixed installation)

## Standards and regulations

M12	
Standard designation	M12 connector
Standards/specifications	IEC 61076-2-101



# SACC-EC-MS-4CON-M16/0,5 SCO - Device connector front mounting




1523463

<https://www.phoenixcontact.com/us/products/1523463>

## Drawings

### Circuit diagram





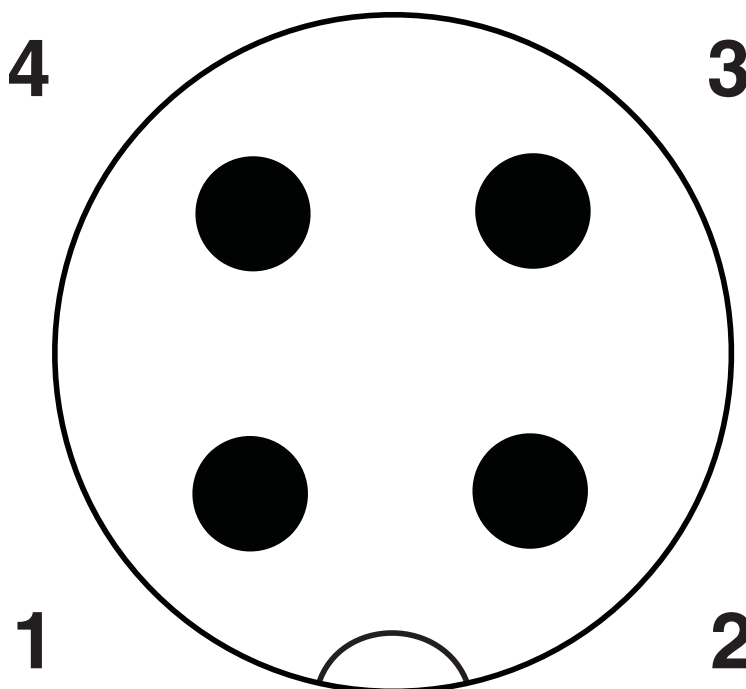
# SACC-EC-MS-4CON-M16/0,5 SCO - Device connector front mounting



1523463

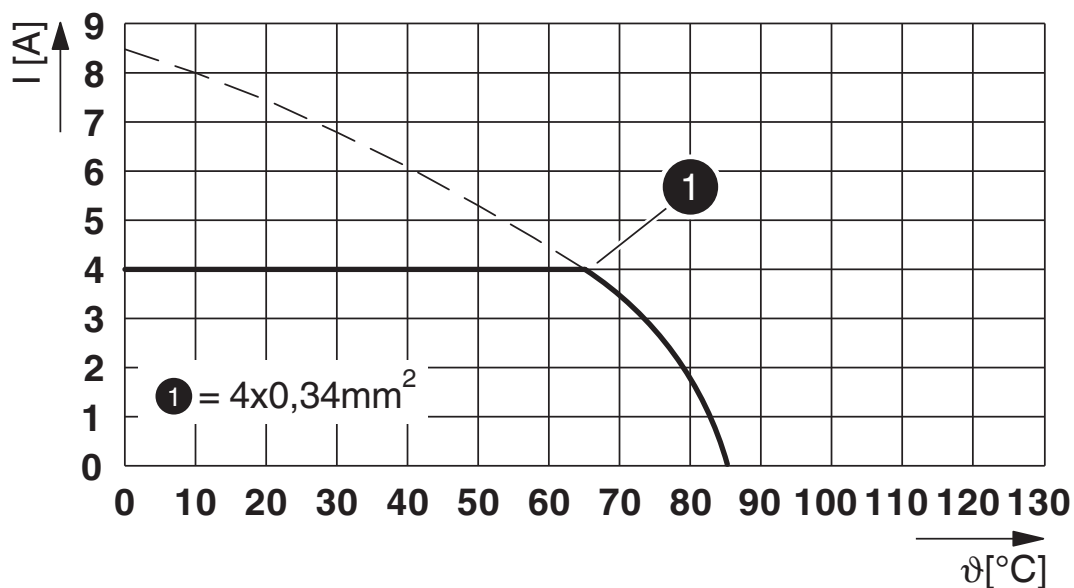
<https://www.phoenixcontact.com/us/products/1523463>

Schematic diagram



Pin assignment M12 plug, 4-pos., A-coded, view plug side

Diagram



I = current strength, T = ambient temperature




# SACC-EC-MS-4CON-M16/0,5 SCO - Device connector front mounting




1523463  
<https://www.phoenixcontact.com/us/products/1523463>

## Approvals

To download certificates, visit the product detail page: <https://www.phoenixcontact.com/us/products/1523463>

	<b>UL Recognized</b>			
	Approval ID: E118976-20100522			
		Nominal voltage $U_N$	Nominal current $I_N$	Cross section AWG
		250 V	4 A	22 - 22
				Cross section mm <sup>2</sup>
				-

	<b>cULus Recognized</b>			
	Approval ID: E221474-20140616			
		Nominal voltage $U_N$	Nominal current $I_N$	Cross section AWG
		250 V	4 A	22 - 20
				Cross section mm <sup>2</sup>
				-



# SACC-EC-MS-4CON-M16/0,5 SCO - Device connector front mounting



1523463

<https://www.phoenixcontact.com/us/products/1523463>

## Classifications

### ECLASS

ECLASS-11.0	27440102
ECLASS-12.0	27440116
ECLASS-13.0	27440116

### ETIM

ETIM 9.0	EC002635
----------	----------

### UNSPSC

UNSPSC 21.0	39121400
-------------	----------



# SACC-EC-MS-4CON-M16/0,5 SCO - Device connector front mounting



1523463  
<https://www.phoenixcontact.com/us/products/1523463>

## Environmental product compliance

EU RoHS	
Fulfills EU RoHS substance requirements	Yes
Exemption	6(c)
China RoHS	
Environment friendly use period (EFUP)	EFUP-50
	An article-related China RoHS declaration table can be found in the download area for the respective article under "Manufacturer declaration". For all articles with EFUP-E, no China RoHS declaration table issued and required.
EU REACH SVHC	
REACH candidate substance (CAS No.)	Lead(CAS: 7439-92-1)
SCIP	8030d731-8eb1-4c62-9015-7240b49c55d2



# SACC-EC-MS-4CON-M16/0,5 SCO - Device connector front mounting



1523463

<https://www.phoenixcontact.com/us/products/1523463>

## Accessories

### SACC-M16-SEAL CLM - Flat gasket

1430394

<https://www.phoenixcontact.com/us/products/1430394>

M16 flat gasket for M12 flush-type connectors with M16 fastening thread



---

### PROT-M12 FS - Sealing cap

1560251

<https://www.phoenixcontact.com/us/products/1560251>

M12 sealing cap for unoccupied M12 plugs of the sensor/actuator cable, flush-type plugs and I/O devices in the field





# SACC-EC-MS-4CON-M16/0,5 SCO - Device connector front mounting



1523463

<https://www.phoenixcontact.com/us/products/1523463>

## PROT-M12 FS-M - Sealing cap

1430488

<https://www.phoenixcontact.com/us/products/1430488>



M12 metal sealing cap for unoccupied M12 plugs of the sensor/actuator cable, flush-type plugs and I/O devices in the field

---

Phoenix Contact 2024 © - all rights reserved  
<https://www.phoenixcontact.com>

Phoenix Contact USA  
586 Fulling Mill Road  
Middletown, PA 17057, United States  
(+717) 944-1300  
[info@phoenixcon.com](mailto:info@phoenixcon.com)