

# SACC-5P-DSI-M12MSB/FSB-M16 - Device connector rear mounting




1551684

<https://www.phoenixcontact.com/us/products/1551684>

Please be informed that the data shown in this PDF document is generated from our online catalog. Please find the complete data in the user documentation. Our general terms of use for downloads are valid.

Sensor/actuator control cabinet feed-through, male to female, 5-pos., M12, shielded, B-coded, bipolar/screw mounting with M16 thread



## Commercial data

Item number	1551684
Packing unit	1 pc
Minimum order quantity	1 pc
Sales key	AB26
Product key	ABQFAA
Catalog page	Page 53 (C-2-2019)
GTIN	4046356156219
Weight per piece (including packing)	41.6 g
Weight per piece (excluding packing)	31 g
Customs tariff number	85366990
Country of origin	CZ

# SACC-5P-DSI-M12MSB/FSB-M16 - Device connector rear mounting



1551684

<https://www.phoenixcontact.com/us/products/1551684>

## Technical data

### Notes

#### Notes on operation

The electrical and mechanical data specified assume that the connector pair is correctly locked and mounted. If the connector is unlocked and if there is a danger of contamination, the connector must be sealed using a protective cap > IP54. Influences arising from litz wires, cables or PCB assembly must also be taken into consideration.

### Safety note

#### Safety note

**WARNING:** The connectors may not be plugged in or disconnected under load. Ignoring the warning or improper use may damage persons and/or property.

- **WARNING:** Commission properly functioning products only. The products must be regularly inspected for damage. Decommission defective products immediately. Replace damaged products. Repairs are not possible.

- **WARNING:** Only electrically qualified personnel may install and operate the product. They must observe the following safety notes. The qualified personnel must be familiar with the basics of electrical engineering. They must be able to recognize and prevent danger. The relevant symbol on the packaging indicates that only personnel familiar with electrical engineering are allowed to install and operate the product.

- The products are suitable for applications in plant, controller, and electrical device engineering.

- When operating the connectors in outdoor applications, they must be separately protected against environmental influences.

- Assembled products may not be manipulated or improperly opened.

- Only use mating connectors that are specified in the technical data of the standards listed (e.g. the ones listed in the product accessories online at [phoenixcontact.com/products](https://www.phoenixcontact.com/products)).

- When using the product in direct connection with third-party manufacturers, the user is responsible.

- For operating voltages > 50 V AC, conductive connector housings must be grounded

- Ensure that when laying the cable, the tensile load on the connectors does not exceed the upper limit specified in the standards.

- Observe the corresponding technical data. You will find information:

- o On the product
- o On the packing label
- o In the supplied documentation
- o Online at [phoenixcontact.com/products](https://www.phoenixcontact.com/products) under the product

- Only use tools recommended by Phoenix Contact

- Use a protective cap to protect connectors that are not in use. The suitable accessories are available online in the accessory section of the product at [phoenixcontact.com/products](https://www.phoenixcontact.com/products)

# SACC-5P-DSI-M12MSB/FSB-M16 - Device connector rear mounting



1551684

<https://www.phoenixcontact.com/us/products/1551684>

- Ensure that the protective or functional ground has been properly connected.
- VDE 0100/1.97 § 411.1.3.2 and DIN EN 60 204/11.98 § 14.1.3 are applicable when combining several circuits in a cable and/or connector
- The connector warms up in normal operation. Depending on the ambient conditions, the surface of the connector can continue to warm up. In this case, the user is responsible for posting warnings (e.g. DIN EN ISO 13732-1:2008-12).

## Mounting

Mounting type	Bipolar mounting M16 x 1.5
---------------	----------------------------

## Product properties

Product type	Circular connectors (device side)
Sensor type	Universal
Number of positions	5
Coding	B
Thread type	M12

### Insulation characteristics

Overvoltage category	II
Degree of pollution	2

## Material specifications

Flammability rating according to UL 94	HB
Seal material	FKM
Contact material	CuZn
Contact surface material	Au
Contact carrier material	PA 6.6
Material for screw connection	Brass, nickel-plated

## Electrical properties

Rated surge voltage	1.5 kV
Contact resistance	$\leq 3 \text{ m}\Omega$
Insulation resistance	$\geq 100 \text{ M}\Omega$
Nominal voltage $U_N$	60 V
Nominal current $I_N$	4 A

## Mechanical properties

### Mechanical data

Insertion/withdrawal cycles	> 100
-----------------------------	-------

## Connector

### Connection 1

# SACC-5P-DSI-M12MSB/FSB-M16 - Device connector rear mounting



1551684

<https://www.phoenixcontact.com/us/products/1551684>

Head design	Pin
Head cable outlet	straight
Head thread type	M12
Coding	B

## Connection 2

Head design	Socket
Head cable outlet	straight
Head thread type	M12
Coding	B

## Cable/line

Signal type/category	Universal
Ambient temperature (operation)	-40 °C ... 85 °C (cable, fixed installation)
	-25 °C ... 85 °C (Cable, flexible installation)

## Environmental and real-life conditions

### Ambient conditions

Degree of protection	IP67
	IP65/IP67
Ambient temperature (operation)	-25 °C ... 85 °C (Plug / socket)
	-40 °C ... 85 °C (without mechanical actuation)
	-25 °C ... 85 °C (Cable, flexible installation)
	-40 °C ... 85 °C (cable, fixed installation)

## Standards and regulations

Standard designation	M12 connector
Standards/specifications	IEC 61076-2-101

# SACC-5P-DSI-M12MSB/FSB-M16 - Device connector rear mounting



1551684

<https://www.phoenixcontact.com/us/products/1551684>

## Drawings

Circuit diagram

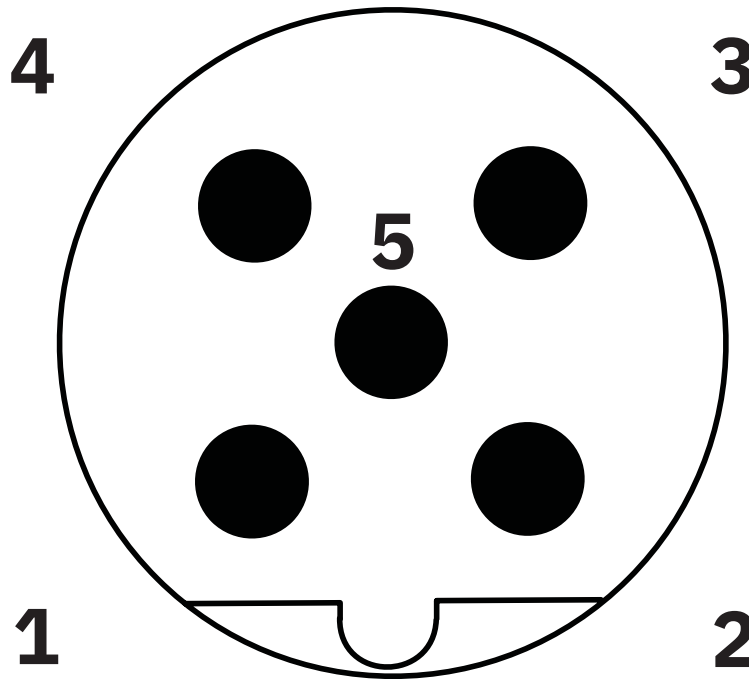


# SACC-5P-DSI-M12MSB/FSB-M16 - Device connector rear mounting

1551684

<https://www.phoenixcontact.com/us/products/1551684>

Schematic diagram



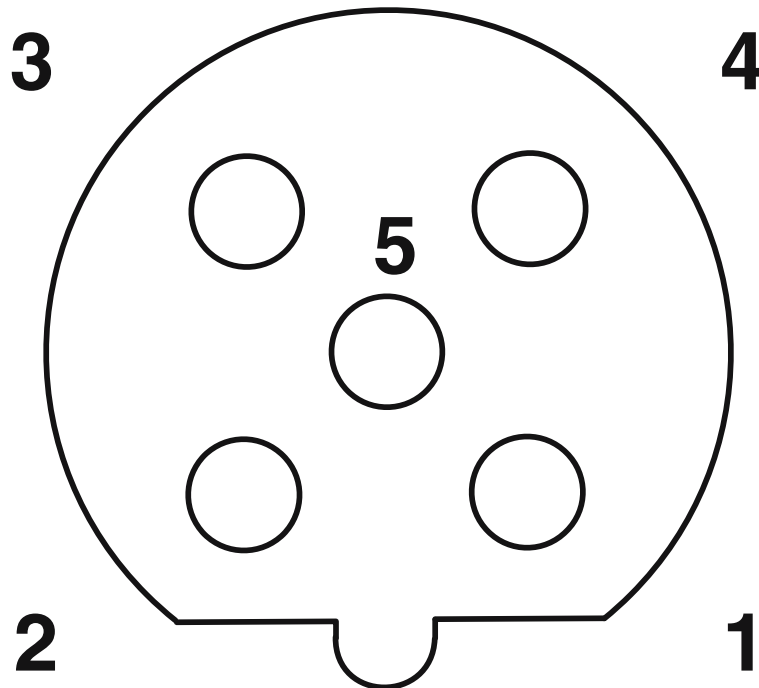
Pin assignment M12 male connector, 5-pos., B-coded, male side

# SACC-5P-DSI-M12MSB/FSB-M16 - Device connector rear mounting

1551684

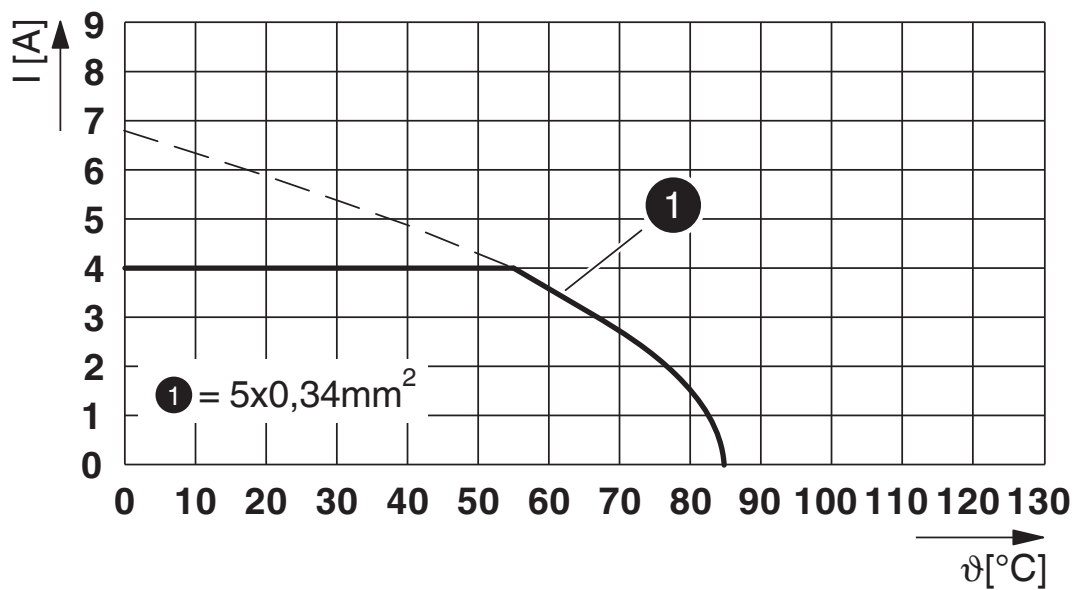
<https://www.phoenixcontact.com/us/products/1551684>

Schematic diagram



Pin assignment M12 socket, 5-pos., B-coded, female side

Diagram



I = current strength, T = ambient temperature

# SACC-5P-DSI-M12MSB/FSB-M16 - Device connector rear mounting



1551684

<https://www.phoenixcontact.com/us/products/1551684>

## Classifications

### ECLASS

ECLASS-11.0	27440102
ECLASS-12.0	27440116
ECLASS-13.0	27440116

### ETIM

ETIM 9.0	EC002635
----------	----------

### UNSPSC

UNSPSC 21.0	39121400
-------------	----------



# SACC-5P-DSI-M12MSB/FSB-M16 - Device connector rear mounting



1551684

<https://www.phoenixcontact.com/us/products/1551684>

## Environmental product compliance

### EU RoHS

Fulfills EU RoHS substance requirements	Yes
Exemption	6(c)

### China RoHS

Environment friendly use period (EFUP)	EFUP-50
	An article-related China RoHS declaration table can be found in the download area for the respective article under "Manufacturer declaration". For all articles with EFUP-E, no China RoHS declaration table issued and required.

### EU REACH SVHC

REACH candidate substance (CAS No.)	Lead(CAS: 7439-92-1)
SCIP	5038a9a8-546f-42b8-ad2e-073c5e45ae0b

# SACC-5P-DSI-M12MSB/FSB-M16 - Device connector rear mounting



1551684

<https://www.phoenixcontact.com/us/products/1551684>

## Accessories

### PROT-M12 - Screw plug

1680539

<https://www.phoenixcontact.com/us/products/1680539>



An M12 screw plug for the unoccupied M12 sockets of the sensor/actuator cable, boxes and flush-type connectors

---

### PROT-M12 FS - Sealing cap

1560251

<https://www.phoenixcontact.com/us/products/1560251>



M12 sealing cap for unoccupied M12 plugs of the sensor/actuator cable, flush-type plugs and I/O devices in the field

# SACC-5P-DSI-M12MSB/FSB-M16 - Device connector rear mounting



1551684

<https://www.phoenixcontact.com/us/products/1551684>

## PROT-M12 FS-M - Sealing cap

1430488

<https://www.phoenixcontact.com/us/products/1430488>



M12 metal sealing cap for unoccupied M12 plugs of the sensor/actuator cable, flush-type plugs and I/O devices in the field

---

Phoenix Contact 2024 © - all rights reserved  
<https://www.phoenixcontact.com>

Phoenix Contact USA  
586 Fulling Mill Road  
Middletown, PA 17057, United States  
(+717) 944-1300  
[info@phoenixcon.com](mailto:info@phoenixcon.com)