

G-INS-M40-M68N-SNES-S - Cable gland



1424546

<https://www.phoenixcontact.com/us/products/1424546>

Please be informed that the data shown in this PDF document is generated from our online catalog. Please find the complete data in the user documentation. Our general terms of use for downloads are valid.



Cable gland, material for screw connection: Stainless steel 1.4305, application: Standard, external cable diameter 19 mm ... 28 mm, shielding: no, connecting thread: M40 x 1.5, color: silver, with O-ring

Commercial data

Item number	1424546
Packing unit	1 pc
Minimum order quantity	1 pc
Sales key	BF68
Product key	BF7DAX
Catalog page	Page 692 (C-2-2019)
GTIN	4055626374512
Weight per piece (including packing)	161.5 g
Weight per piece (excluding packing)	161.5 g
Customs tariff number	73269098
Country of origin	TR

G-INS-M40-M68N-SNES-S - Cable gland



1424546

<https://www.phoenixcontact.com/us/products/1424546>

Technical data

Mounting

Assembly note	1) Mount screw connection support in the housing using the correct torque 2) Insert cable 3) Tighten union nut using the correct torque
---------------	---

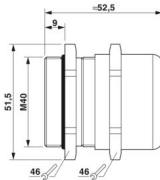
Product properties

Product type	Cable screw gland
Application	Standard
No. of conductors	1
Manufacturer	BIMED
Manufacturer Designation	BMSC-E5
Shielded	no
Execution of the strain relief	A

Characteristics

Category of shock impact	4
Design, Strain relief	A

Dimensions

Dimensional drawing	
Length	52.5 mm
Length of the connecting thread	9 mm
Hole diameter	40.1 mm ... 40.3 mm
Wrench size, union nut	46 mm
Wrench size, support	46 mm
Hexagon angular dimension	51.5 mm
Thread type connection side	M40 x 1.5
Thread pitch	1.5 mm

Connection data

Tightening torque	17 Nm (Cap nut)
	12 Nm (Support sleeve)
	for UL514 B: union nut

Material specifications

Color	Steel / stainless steel
Material Compression ring	PA 6

G-INS-M40-M68N-SNES-S - Cable gland



1424546

<https://www.phoenixcontact.com/us/products/1424546>

Seal material O-ring	Perbunan
Seal material Cable seal	CR
Material for screw connection	Stainless steel 1.4305

Cable/line

External cable diameter Cable 1	19 mm ... 28 mm
External cable diameter	21 mm ... 28 mm (for UL 514 B)

Environmental and real-life conditions

Ambient conditions

Degree of protection	IP68 (5 bar, 30 min.)
	IP66
	IP69
Ambient temperature (operation)	-40 °C ... 100 °C (static)

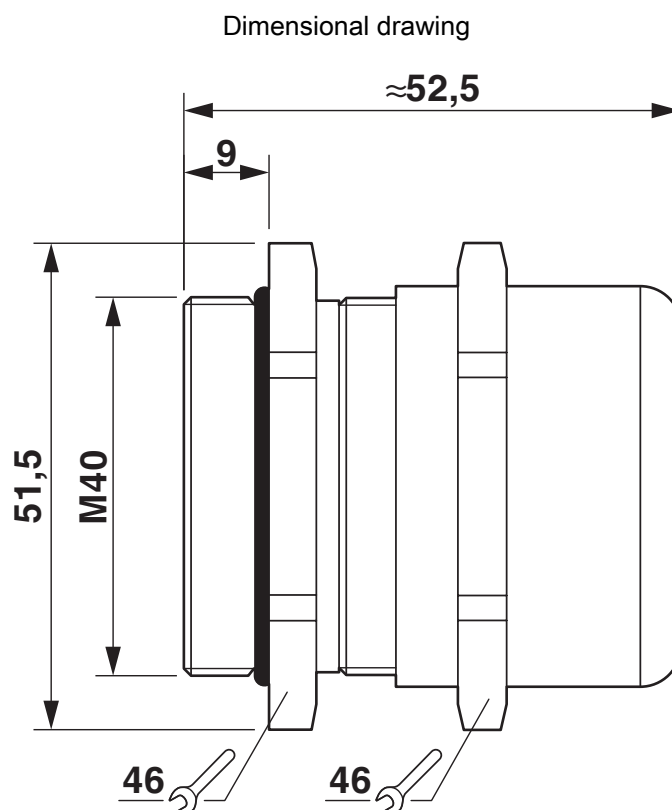
G-INS-M40-M68N-SNES-S - Cable gland

1424546

<https://www.phoenixcontact.com/us/products/1424546>



Drawings



Dimensional drawing

G-INS-M40-M68N-SNES-S - Cable gland




1424546


<https://www.phoenixcontact.com/us/products/1424546>

Approvals

To download certificates, visit the product detail page: <https://www.phoenixcontact.com/us/products/1424546>



UL Listed
Approval ID: E199260



cUL Listed
Approval ID: E199260

cULus Listed

G-INS-M40-M68N-SNES-S - Cable gland



1424546

<https://www.phoenixcontact.com/us/products/1424546>

Classifications

ECLASS

ECLASS-11.0	27144432
ECLASS-12.0	27140801
ECLASS-13.0	27140801

ETIM

ETIM 9.0	EC000441
----------	----------

UNSPSC

UNSPSC 21.0	39121300
-------------	----------

G-INS-M40-M68N-SNES-S - Cable gland



1424546

<https://www.phoenixcontact.com/us/products/1424546>

Environmental product compliance

EU RoHS	
Fulfills EU RoHS substance requirements	Yes, No exemptions
China RoHS	
Environment friendly use period (EFUP)	EFUP-E
	No hazardous substances above the limits
EU REACH SVHC	
REACH candidate substance (CAS No.)	No substance above 0.1 wt%

G-INS-M40-M68N-SNES-S - Cable gland

1424546

<https://www.phoenixcontact.com/us/products/1424546>



Accessories

A-INL-M40-S-S - Counter nut

1411252

<https://www.phoenixcontact.com/us/products/1411252>

Counter nut, for threads M40 x 1.5, color: silver



SEALING PLUG 25X30 RD - Closing cap

1421863

<https://www.phoenixcontact.com/us/products/1421863>

Closing cap, color: red



Phoenix Contact 2024 © - all rights reserved
<https://www.phoenixcontact.com>

Phoenix Contact USA
586 Fulling Mill Road
Middletown, PA 17057, United States
(+717) 944-1300
info@phoenixcon.com