

SM-5EPWN8AWT00 - Device connector front mounting



1613517

<https://www.phoenixcontact.com/us/products/1613517>

Please be informed that the data shown in this PDF document is generated from our online catalog. Please find the complete data in the user documentation. Our general terms of use for downloads are valid.



Device connector front mounting, straight, for standard and SPEEDCON interlock, M40, number of positions: 2+3+PE, contact connection type: Pin, Axial O-ring, 4x Ø4,2, shielded: yes, flange dimensions: 40 mm x 40 mm, degree of protection: IP67, number of positions: 6, connection method: Crimp connection, series: SM, Alternative product in accordance with RoHS II without Exemption 6c (Pb < 0.1 %) item no.: 1242759

Your advantages

- Consistent EMC protection for reliable connection solutions in the industrial environment
- Crimping connection: vibration- and temperature-resistant assembly

Commercial data

Item number	1613517
Packing unit	1 pc
Minimum order quantity	1 pc
Sales key	AB32
Product key	ABRBGL
Catalog page	Page 166 (C-2-2019)
GTIN	4046356364829
Weight per piece (including packing)	194 g
Weight per piece (excluding packing)	116.45 g
Customs tariff number	85366990
Country of origin	DE

SM-5EPWN8AWT00 - Device connector front mounting



1613517

<https://www.phoenixcontact.com/us/products/1613517>

Technical data

Notes

Order information:	Order crimp contacts 2 x Ø 2 mm, 4 x Ø 3.6 mm separately
Safety note	
Safety note	<p>WARNING: The connectors may not be plugged in or disconnected under load. Ignoring the warning or improper use may damage persons and/or property.</p> <ul style="list-style-type: none">• WARNING: Commission properly functioning products only. The products must be regularly inspected for damage. Decommission defective products immediately. Replace damaged products. Repairs are not possible.• WARNING: Only electrically qualified personnel may install and operate the product. They must observe the following safety notes. The qualified personnel must be familiar with the basics of electrical engineering. They must be able to recognize and prevent danger. The relevant symbol on the packaging indicates that only personnel familiar with electrical engineering are allowed to install and operate the product.• The products are suitable for applications in plant, controller, and electrical device engineering.• When operating the connectors in outdoor applications, they must be separately protected against environmental influences.• Assembled products may not be manipulated or improperly opened.• Only use mating connectors that are specified in the technical data of the standards listed (e.g. the ones listed in the product accessories online at phoenixcontact.com/products).• When using the product in direct connection with third-party manufacturers, the user is responsible.• For operating voltages > 50 V AC, conductive connector housings must be grounded• Ensure that the protective or functional ground has been properly connected.• VDE 0100/1.97 § 411.1.3.2 and DIN EN 60 204/11.98 § 14.1.3 are applicable when combining several circuits in a cable and/or connector• Only use tools recommended by Phoenix Contact• The installation notes/Design In documents online on the download page at phoenixcontact.com/products must be observed for this product.• Operate the connector only when it is fully plugged in and interlocked.• Ensure that when laying the cable, the tensile load on the connectors does not exceed the upper limit specified in the standards.• Observe the minimum bending radius of the cable. Lay the cable without twisting it.• The connector warms up in normal operation. Depending on the ambient conditions, the surface of the connector can continue to warm up. In this case, the user is responsible for posting

SM-5EPWN8AWT00 - Device connector front mounting



1613517

<https://www.phoenixcontact.com/us/products/1613517>

warnings (e.g. DIN EN ISO 13732-1:2008-12).

Mounting

Mounting type	Front mounting
Mounting	4x Ø4,2

Product properties

Product type	Circular connectors (device side)
Series	SM
Application	Power
Number of positions	6
Connection profile	2+3+PE
Shielded	yes
Coding	N
Thread type	M40

Dimensions

Housing

Flange dimensions	40 mm x 40 mm
-------------------	---------------

Material specifications

Seal material	FPM
Housing material	Metal
Housing material	Turned parts: copper zinc alloy (CuZn), die-cast parts: zinc (GD-Zn)
Insulator material	PA 6.6
Gasket and O-ring material	FPM

Electrical properties

Contact

Contact diameter	3.6 mm
Max. current	70 A
Nominal voltage U_N	630 V
Overvoltage category	III
Degree of pollution	3
Rated surge voltage	6 kV

Contact

Contact diameter	2 mm
Max. current	30 A
Nominal voltage U_N	250 V
Overvoltage category	III
Degree of pollution	3
Rated surge voltage	4 kV

1613517
<https://www.phoenixcontact.com/us/products/1613517>

Connection data

Conductor connection	
Connection method	Crimp connection
Contact connection type	Pin

Connector

Type	straight
------	----------

Environmental and real-life conditions

Ambient conditions	
Degree of protection	IP67
Ambient temperature (operation)	-40 °C ... 125 °C
Altitude	3000 m

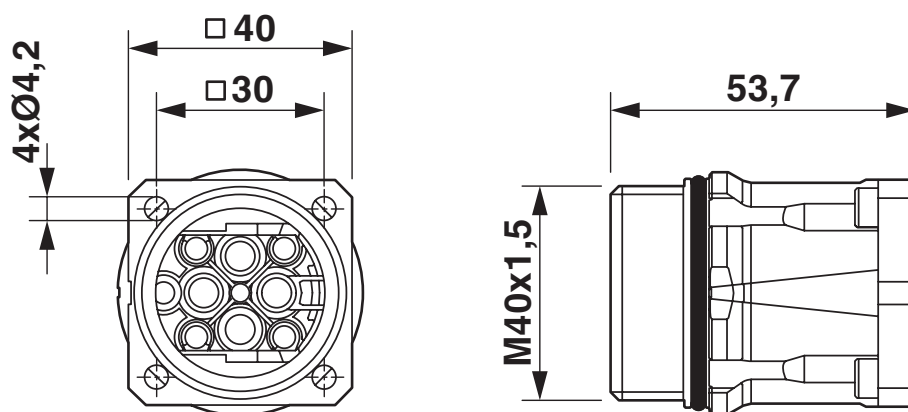
SM-5EPWN8AWT00 - Device connector front mounting

1613517

<https://www.phoenixcontact.com/us/products/1613517>

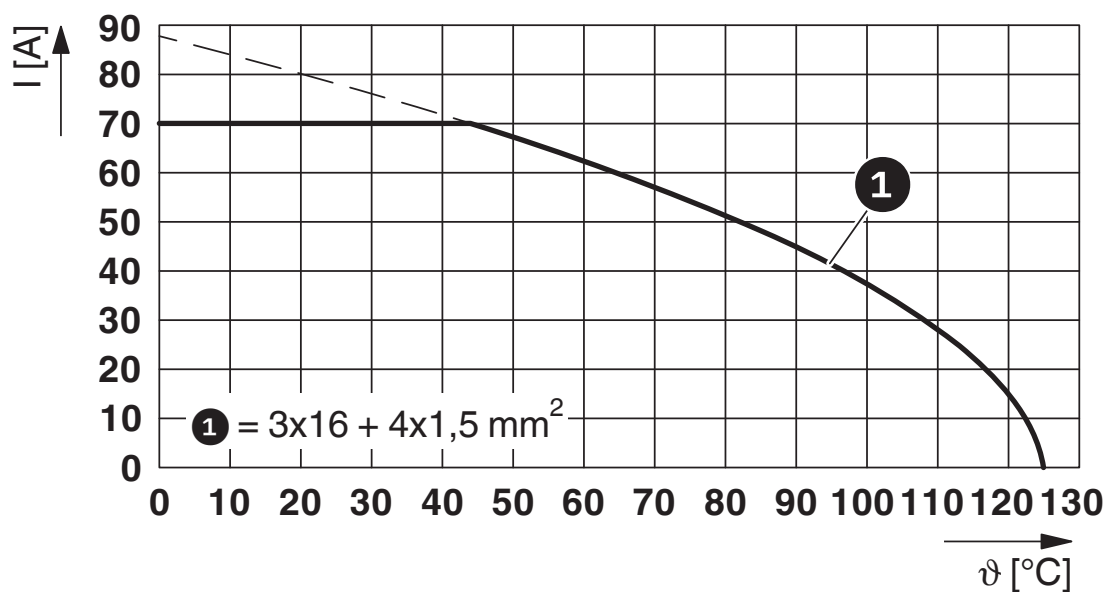
Drawings

Dimensional drawing



Dimensional drawing

Diagram



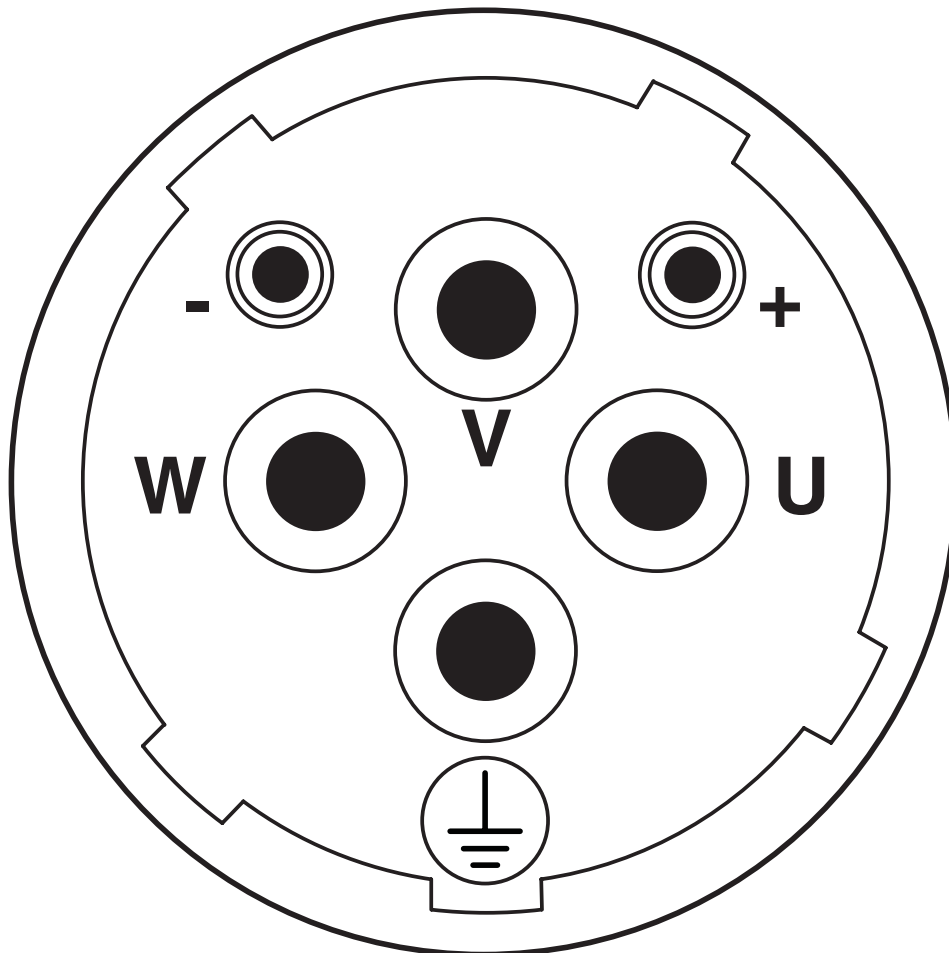
I = current strength, T = ambient temperature

SM-5EPWN8AWT00 - Device connector front mounting

1613517

<https://www.phoenixcontact.com/us/products/1613517>

Schematic diagram



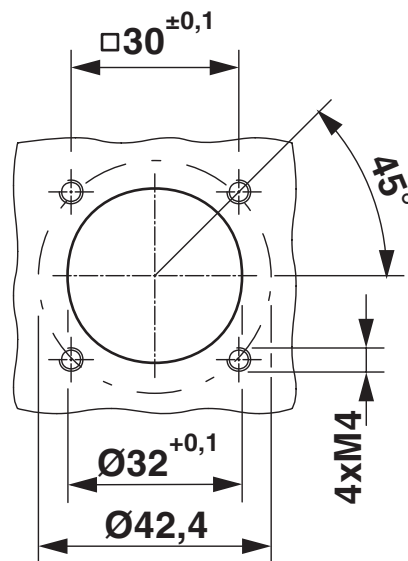
Connector pin assignment

SM-5EPWN8AWT00 - Device connector front mounting

1613517

<https://www.phoenixcontact.com/us/products/1613517>

Dimensional drawing





Installation dimensions

1613517
<https://www.phoenixcontact.com/us/products/1613517>

Approvals

To download certificates, visit the product detail page: <https://www.phoenixcontact.com/us/products/1613517>

<div> cUL Recognized Approval ID: E153698-20150903</div>				
	Nominal voltage U_N	Nominal current I_N	Cross section AWG	Cross section mm^2
Power	600 V	40 A	-	-
Signal	600 V	20 A	-	-

<div> UL Recognized Approval ID: E153698-20150903</div>				
	Nominal voltage U_N	Nominal current I_N	Cross section AWG	Cross section mm^2
Power	600 V	65 A	-	-
Signal	600 V	30 A	-	-

cULus Recognized				
------------------	--	--	--	--

SM-5EPWN8AWT00 - Device connector front mounting



1613517
<https://www.phoenixcontact.com/us/products/1613517>

Classifications

ECLASS

ECLASS-11.0	27440102
ECLASS-12.0	27440116
ECLASS-13.0	27440116

ETIM

ETIM 9.0	EC002635
----------	----------

UNSPSC

UNSPSC 21.0	39121400
-------------	----------

1613517
<https://www.phoenixcontact.com/us/products/1613517>

Environmental product compliance

EU RoHS	
Fulfills EU RoHS substance requirements	Yes
Exemption	6(c)
China RoHS	
Environment friendly use period (EFUP)	EFUP-50
	An article-related China RoHS declaration table can be found in the download area for the respective article under "Manufacturer declaration". For all articles with EFUP-E, no China RoHS declaration table issued and required.
EU REACH SVHC	
REACH candidate substance (CAS No.)	Lead(CAS: 7439-92-1)
SCIP	d79d30c8-dcc5-4e79-8a7b-fc7a2857731a

SM-5EPWN8AWT00 - Device connector front mounting



1613517

<https://www.phoenixcontact.com/us/products/1613517>

Accessories

SM-36KP001 - Crimp contact

1605743

<https://www.phoenixcontact.com/us/products/1605743>



Crimp contact, Pin, turned, Single contact, contact diameter: 3.6 mm, crimp range: 0.75 mm² ... 1.5 mm², Alternative product in accordance with RoHS II without Exemption 6c (Pb < 0.1 %) item no.: 1242233

SM-36KP009 - Crimp contact

1607057

<https://www.phoenixcontact.com/us/products/1607057>



Crimp contact, Pin, turned, Single contact, contact diameter: 3.6 mm, crimp range: 1 mm² ... 2.5 mm², Alternative product in accordance with RoHS II without Exemption 6c (Pb < 0.1 %) item no.: 1242233

SM-5EPWN8AWT00 - Device connector front mounting



1613517

<https://www.phoenixcontact.com/us/products/1613517>

SM-36KP002 - Crimp contact

1605744

<https://www.phoenixcontact.com/us/products/1605744>



Crimp contact, turned, Single contact, contact diameter: 3.6 mm, crimp range: 1 mm² ... 2.5 mm²

SM-36KP003 - Crimp contact

1605745

<https://www.phoenixcontact.com/us/products/1605745>



Crimp contact, Pin, turned, Single contact, contact diameter: 3.6 mm, crimp range: 4 mm² ... 6 mm², Alternative product in accordance with RoHS II without Exemption 6c (Pb < 0.1 %) item no.: 1241971

SM-5EPWN8AWT00 - Device connector front mounting



1613517

<https://www.phoenixcontact.com/us/products/1613517>

SM-36KP004 - Crimp contact

1605747

<https://www.phoenixcontact.com/us/products/1605747>



Crimp contact, Pin, turned, Single contact, contact diameter: 3.6 mm, crimp range: 6 mm² ... 10 mm², Alternative product in accordance with RoHS II without Exemption 6c (Pb < 0.1 %) item no.: 1241972

SF-7RP2000 - Crimp contact

1605646

<https://www.phoenixcontact.com/us/products/1605646>



Crimp contact, Pin, turned, Single contact, contact diameter: 2 mm, crimp range: 0.14 mm² ... 0.25 mm², Alternative product in accordance with RoHS II without Exemption 6c (Pb < 0.1 %) item no.: 1241951

SM-5EPWN8AWT00 - Device connector front mounting



1613517

<https://www.phoenixcontact.com/us/products/1613517>

SF-7PP2000 - Crimp contact

1605634

<https://www.phoenixcontact.com/us/products/1605634>



Crimp contact, Pin, turned, Single contact, contact diameter: 2 mm, crimp range: 0.25 mm² ... 1 mm², Alternative product in accordance with RoHS II without Exemption 6c (Pb < 0.1 %) item no.: 1241951

SF-20KP004 - Crimp contact

1607376

<https://www.phoenixcontact.com/us/products/1607376>



Crimp contact, Pin, turned, contact diameter: 2 mm, crimp range: 0.75 mm² ... 1.5 mm², Alternative product in accordance with RoHS II without Exemption 6c (Pb < 0.1 %) item no.: 1241953

SM-5EPWN8AWT00 - Device connector front mounting



1613517

<https://www.phoenixcontact.com/us/products/1613517>

SF-7QP2000 - Crimp contact

1605639

<https://www.phoenixcontact.com/us/products/1605639>



Crimp contact, Pin, turned, Single contact, contact diameter: 2 mm, crimp range: 1 mm² ... 2.5 mm², Alternative product in accordance with RoHS II without Exemption 6c (Pb < 0.1 %) item no.: 1241953

SF-7MP2000 - Crimp contact

1605626

<https://www.phoenixcontact.com/us/products/1605626>



Crimp contact, Pin, turned, Single contact, contact diameter: 2 mm, crimp range: 4 mm² ... 4 mm², Alternative product in accordance with RoHS II without Exemption 6c (Pb < 0.1 %) item no.: 1241948

SM-5EPWN8AWT00 - Device connector front mounting



1613517


<https://www.phoenixcontact.com/us/products/1613517>

SM-Z0028 - Color coding

1620627

<https://www.phoenixcontact.com/us/products/1620627>

Color coding, color: green




SM-Z0029 - Color coding

1620628

<https://www.phoenixcontact.com/us/products/1620628>

Color coding, color: orange



SM-5EPWN8AWT00 - Device connector front mounting



1613517

<https://www.phoenixcontact.com/us/products/1613517>

SM-Z0030 - Color coding

1620629

<https://www.phoenixcontact.com/us/products/1620629>

Color coding, color: black



SB-Z0001 - Metal protective cap

1623827

<https://www.phoenixcontact.com/us/products/1623827>



Metal protective cap, Screw locking mechanism, M40, degree of protection: IP67/68/69K, series: SM, SB, Alternative product in accordance with RoHS II without Exemption 6c (Pb < 0.1 %) item no.: 1244989

SM-5EPWN8AWT00 - Device connector front mounting



1613517

<https://www.phoenixcontact.com/us/products/1613517>

PROT-M40-PW-OT-IP20 - Plastic protective cap

1577212

<https://www.phoenixcontact.com/us/products/1577212>

Plastic protective cap, M40, degree of protection: IP20, series: SM, SB



Phoenix Contact 2024 © - all rights reserved

<https://www.phoenixcontact.com>

Phoenix Contact USA
586 Fulling Mill Road
Middletown, PA 17057, United States
(+717) 944-1300
info@phoenixcon.com