

CABLE-FLK50/OE/0,14/ 50 - Cable



2305871

<https://www.phoenixcontact.com/us/products/2305871>

Please be informed that the data shown in this PDF document is generated from our online catalog. Please find the complete data in the user documentation. Our general terms of use for downloads are valid.



Round cable set; connection 1: Single wires (50-position) (The wires are marked and fitted with ferrules); connection 2: IDC/FLK socket strip (1x 50-position); cable length: 0.5 m

Your advantages

- 20 and 50-pos.
- Connector in accordance with IEC 60603-13
- 1:1 connection
- Open end at one end

Commercial data

Item number	2305871
Packing unit	1 pc
Minimum order quantity	1 pc
Note	Made to order (non-returnable)
Sales key	C421
Product key	CK2213
Catalog page	Page 563 (C-5-2019)
GTIN	4046356039208
Weight per piece (including packing)	105.6 g
Weight per piece (excluding packing)	101.9 g
Customs tariff number	85444290
Country of origin	DE

CABLE-FLK50/OE/0,14/ 50 - Cable



2305871

<https://www.phoenixcontact.com/us/products/2305871>

Technical data

Product properties

Product type	System cable
--------------	--------------

Environmental and real-life conditions

Ambient conditions

Degree of protection	IP00
Degree of protection (Installation location)	≥ IP54 (Installation location)
Ambient temperature (operation)	-40 °C ... 70 °C (fixed installation) -10 °C ... 70 °C (flexible installation)
Ambient temperature (storage/transport)	-40 °C ... 80 °C
Altitude	≤ 2000 m

Electrical properties

Operating voltage (AC)	≤ 30 V AC
Operating voltage (DC)	≤ 60 V DC
Nominal operating mode	100% operating factor
Current (Per path, 50°C)	≤ 1 A (Uncoiled, see derating)
Current (Per path, 70°C)	≤ 0.6 A (Uncoiled, see derating)

Cable/line

Cable length	0.5 m
--------------	-------

50X0.14 [PVC]

UL AWM Style	2464/1061
Number of positions	50
Shielded	no
Cable type	50X0.14 [PVC]
Conductor type	Round cable set
Conductor structure signal line	7x 0.16 mm
AWG signal line	26
Conductor cross section	50x 0.14 mm ²
Wire diameter incl. insulation	1 mm ±0.03 mm
External cable diameter	10.30 mm ±0.4 mm
Outer sheath, material	Semi-rigid PVC
External sheath, color	gray
Conductor material	Tin-plated Cu litz wires
Cable resistance	≤ 145 Ω/km (20 °C)
Insulation resistance	≥ 20 MΩ*km (20 °C)
Smallest bending radius, fixed installation	86 mm
Smallest bending radius, movable installation	161 mm
Max. bending cycles	5000 (at a radius of ≥ 15x outside diameter)

CABLE-FLK50/OE/0,14/ 50 - Cable



2305871

<https://www.phoenixcontact.com/us/products/2305871>

Halogen-free	no
Flame resistance	IEC 60332-1-2 (raw cable)
	VDE 0842, Part 332-1-2 (raw cable)
	IEC 60332-3-22 (raw cable)
	UL VW-1
	CSA FT-1
Resistance to oil	can withstand occasional splashes (raw cable)
IDC/FLK50 (1)	() = black
IDC/FLK50 (2)	() = brown
IDC/FLK50 (3)	() = red
IDC/FLK50 (4)	() = orange
IDC/FLK50 (5)	() = yellow
IDC/FLK50 (6)	() = green
IDC/FLK50 (7)	() = blue
IDC/FLK50 (8)	() = violet
IDC/FLK50 (9)	() = gray
IDC/FLK50 (10)	() = white
IDC/FLK50 (11)	() = white-black
IDC/FLK50 (12)	() = white-brown
IDC/FLK50 (13)	() = white-red
IDC/FLK50 (14)	() = white-orange
IDC/FLK50 (15)	() = white-yellow
IDC/FLK50 (16)	() = white-green
IDC/FLK50 (17)	() = white-blue
IDC/FLK50 (18)	() = white-violet
IDC/FLK50 (19)	() = white-gray
IDC/FLK50 (20)	() = brown-black
IDC/FLK50 (21)	() = brown-red
IDC/FLK50 (22)	() = brown-orange
IDC/FLK50 (23)	() = brown-yellow
IDC/FLK50 (24)	() = brown-green
IDC/FLK50 (25)	() = brown-blue
IDC/FLK50 (26)	() = brown-violet
IDC/FLK50 (27)	() = brown-gray
IDC/FLK50 (28)	() = brown-white
IDC/FLK50 (29)	() = green-black
IDC/FLK50 (30)	() = green-brown
IDC/FLK50 (31)	() = green-red
IDC/FLK50 (32)	() = green-orange
IDC/FLK50 (33)	() = green-blue
IDC/FLK50 (34)	() = green-violet
IDC/FLK50 (35)	() = green-gray
IDC/FLK50 (36)	() = green-white
IDC/FLK50 (37)	() = yellow-black

CABLE-FLK50/OE/0,14/ 50 - Cable




2305871

<https://www.phoenixcontact.com/us/products/2305871>

IDC/FLK50 (38)	() = yellow-brown
IDC/FLK50 (39)	() = yellow-red
IDC/FLK50 (40)	() = yellow-orange
IDC/FLK50 (41)	() = yellow-blue
IDC/FLK50 (42)	() = yellow-violet
IDC/FLK50 (43)	() = yellow-gray
IDC/FLK50 (44)	() = yellow-white
IDC/FLK50 (45)	() = gray-black
IDC/FLK50 (46)	() = gray-brown
IDC/FLK50 (47)	() = gray-red
IDC/FLK50 (48)	() = gray-orange
IDC/FLK50 (49)	() = gray-yellow
IDC/FLK50 (50)	() = gray-green
Cable type	Cable for one module

Connection data

Connection 1

Connection method	Single wires
Stripping length (Sheath)	≈  mm
Number of positions	50
Note	The wires are marked and fitted with ferrules

Connection 2

Connection in acc. with standard	based on IEC 60603-13
Connection method	IDC/FLK socket strip
Number of connections	1
Number of positions	50
Insertion/withdrawal cycles	> 50
Pitch	2.54 mm

Notes

Notes on operation	For proper use, the specifications of the installation directive (see Downloads) must be observed. For applications or use with third-party products, the specifications, and the safety and warning instructions of the respective third-party manufacturer must also be met.
--------------------	--

CABLE-FLK50/OE/0,14/ 50 - Cable




2305871

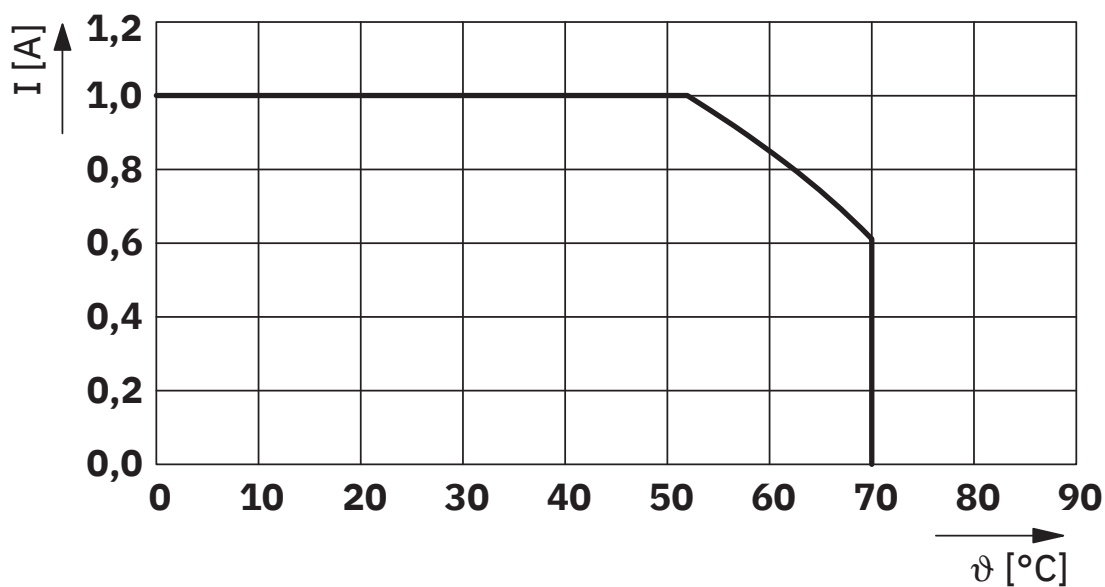
<https://www.phoenixcontact.com/us/products/2305871>

Drawings

Schematic diagram



Diagram



Maximum permissible current per path in uncoiled state

CABLE-FLK50/OE/0,14/ 50 - Cable




2305871


<https://www.phoenixcontact.com/us/products/2305871>


Approvals

To download certificates, visit the product detail page: <https://www.phoenixcontact.com/us/products/2305871>



EAC
Approval ID: RU*-DE.HB*35.B00385

	UL Listed Approval ID: FILE E 238705			
	Nominal voltage U_N	Nominal current I_N	Cross section AWG	Cross section mm^2
	125 V	1 A	-	-

	cUL Listed Approval ID: FILE E 238705			
	Nominal voltage U_N	Nominal current I_N	Cross section AWG	Cross section mm^2
	125 V	1 A	-	-

cULus Listed

CABLE-FLK50/OE/0,14/ 50 - Cable

2305871

<https://www.phoenixcontact.com/us/products/2305871>



Classifications

ECLASS

ECLASS-11.0	27242220
ECLASS-12.0	27242220
ECLASS-13.0	27242220

ETIM

ETIM 9.0	EC000237
----------	----------

UNSPSC

UNSPSC 21.0	26121600
-------------	----------

CABLE-FLK50/OE/0,14/ 50 - Cable



2305871

<https://www.phoenixcontact.com/us/products/2305871>

Environmental product compliance

EU RoHS	
Fulfills EU RoHS substance requirements	Yes, No exemptions
China RoHS	
Environment friendly use period (EFUP)	EFUP-E
	No hazardous substances above the limits
EU REACH SVHC	
REACH candidate substance (CAS No.)	No substance above 0.1 wt%

CABLE-FLK50/OE/0,14/ 50 - Cable



2305871

<https://www.phoenixcontact.com/us/products/2305871>

Accessories

KME - Cable marker carrier

0807083

<https://www.phoenixcontact.com/us/products/0807083>



Cable marker carrier, white, unlabeled, mounting type: Assembly with cable ties, cable diameter: > 5 mm, lettering field size: 20 x 8 mm

Phoenix Contact 2024 © - all rights reserved

<https://www.phoenixcontact.com>

Phoenix Contact USA
586 Fulling Mill Road
Middletown, PA 17057, United States
(+717) 944-1300
info@phoenixcon.com