

# SACC-DSI-M12FST-4P-M16XL/0,5 - Device connector rear mounting



1411599

<https://www.phoenixcontact.com/us/products/1411599>

Please be informed that the data shown in this PDF document is generated from our online catalog. Please find the complete data in the user documentation. Our general terms of use for downloads are valid.



Device connector rear mounting, Power, 4-position, Socket, straight, M12-Standard, coding: T, on free cable end, Rear mounting, M16 x 1.5, Individual wires, cable length: 0.5 m, 1.31 mm<sup>2</sup>, UL/cUL stranded hook-up wire, Alternative product in accordance with RoHS II without Exemption 6c (Pb < 0.1 %) item no.: 1238898

## Your advantages

- For compact devices: transmit high power in a confined space
- Easy-to-install, optimized XL housing contour with wrench size 19
- Mechanical tightening limitation for long-term-stable gasket
- Preassembled with litz wires for immediate use
- Customer-specific assemblies and litz wire lengths available
- Sealed on the litz wire side for optimum leak-tightness
- For high transmission safety: shield connection to the housing with optional EMC nut

## Commercial data

Item number	1411599
Packing unit	1 pc
Minimum order quantity	1 pc
Sales key	AB24
Product key	ABQCHG
Catalog page	Page 283 (C-2-2019)
GTIN	4046356936064
Weight per piece (including packing)	58.4 g
Weight per piece (excluding packing)	22.22 g
Customs tariff number	85444290
Country of origin	DE

# SACC-DSI-M12FST-4P-M16XL/0,5 - Device connector rear mounting



1411599

<https://www.phoenixcontact.com/us/products/1411599>

## Technical data

### Notes

Notes on operation	The electrical and mechanical data specified assume that the connector pair is correctly locked and mounted. If the connector is unlocked and if there is a danger of contamination, the connector must be sealed using a protective cap > IP54. Influences arising from litz wires, cables or PCB assembly must also be taken into consideration.
Order information:	Lock nut is included in the scope of delivery

### Mounting

Mounting type	Rear mounting M16 x 1.5 XL version, with flat nut, tightening limitation
Assembly note	XL version, with flat nut, tightening limitation

### Product properties

Product type	Circular connectors (device side)
Sensor type	Power
Number of positions	4
No. of cable outlets	1
Shielded	no
Coding	T
Thread type	M12

### Insulation characteristics

Overvoltage category	III
Degree of pollution	3

### Material specifications

Flammability rating according to UL 94	V0
Seal material	FKM
Contact material	CuZn
Contact surface material	Au
Contact carrier material	PA
Material for screw connection	Zinc die-cast, nickel-plated
Conductor material	Bare Cu litz wires

### Electrical properties

Rated surge voltage	1.5 kV
	1.5 kV AC/DC
Contact resistance	≤ 3 mΩ
Insulation resistance	≥ 100 MΩ
Nominal voltage U <sub>N</sub>	63 V DC

# SACC-DSI-M12FST-4P-M16XL/0,5 - Device connector rear mounting



1411599

<https://www.phoenixcontact.com/us/products/1411599>

Nominal current $I_N$	12 A
Test voltage	1.5 kV

## Connection data

### Conductor connection

Connection method	Individual wires
Contact connection type	Socket
Conductor cross section	1.31 mm <sup>2</sup>
Tightening torque	0.8 Nm ... 1.3 Nm (Installation-side)

## Mechanical properties

### Mechanical data

Insertion/withdrawal cycles	> 100
-----------------------------	-------

## Connector

### Connection 1

Head design	Socket
Head cable outlet	straight
Head thread type	M12
Head locking type	Standard
Coding	T

### Connection 2

Head design	free cable end
-------------	----------------

## Cable/line

Cable length	0.5 m
Cable type	UL/cUL stranded hook-up wire
Signal type/category	Power
Wire diameter incl. insulation	2 mm
Single wire, color	black, brown, blue, white
Cable cross section	1.31 mm <sup>2</sup>
Conductor material	Bare Cu litz wires
AWG signal line	16
Material wire insulation	mPPE
Halogen-free	yes
Flame resistance	in acc. to UL 1581 VW1
Ambient temperature (operation)	-40 °C ... 85 °C (without mechanical actuation)
	-40 °C ... 85 °C (without mechanical actuation)
	-25 °C ... 105 °C (Cable, flexible installation)

## Environmental and real-life conditions

# SACC-DSI-M12FST-4P-M16XL/0,5 - Device connector rear mounting



1411599

<https://www.phoenixcontact.com/us/products/1411599>

## Ambient conditions

Degree of protection	IP67
	IP65/IP67
Ambient temperature (operation)	-25 °C ... 85 °C (Plug / socket)
	-40 °C ... 85 °C (without mechanical actuation)
	-25 °C ... 105 °C (Cable, flexible installation)
	-40 °C ... 105 °C (cable, fixed installation)

## Standards and regulations

Flame resistance	in acc. to UL 1581 VW1
------------------	------------------------

## M12

Standard designation	M12 connector
Standards/specifications	IEC 61076-2-111
Note	In line with

# SACC-DSI-M12FST-4P-M16XL/0,5 - Device connector rear mounting

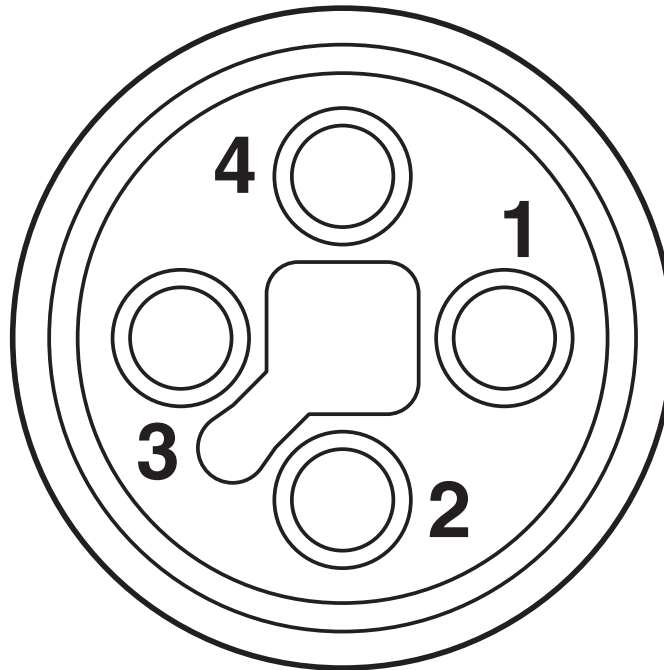


1411599

<https://www.phoenixcontact.com/us/products/1411599>


## Drawings

Schematic diagram



Pin assignment of M12 socket, 4-pos., T-coded, socket side view

Circuit diagram




# SACC-DSI-M12FST-4P-M16XL/0,5 - Device connector rear mounting




1411599  
<https://www.phoenixcontact.com/us/products/1411599>

## Approvals

To download certificates, visit the product detail page: <https://www.phoenixcontact.com/us/products/1411599>

 <b>cUL Recognized</b> Approval ID: E468743-20190917				
	Nominal voltage $U_N$	Nominal current $I_N$	Cross section AWG	Cross section $\text{mm}^2$
	63 V	12 A	16 - 16	-

 <b>UL Recognized</b> Approval ID: E468743-20190917				
	Nominal voltage $U_N$	Nominal current $I_N$	Cross section AWG	Cross section $\text{mm}^2$
	63 V	12 A	16 - 16	-

<b>cULus Recognized</b>				
-------------------------	--	--	--	--

# SACC-DSI-M12FST-4P-M16XL/0,5 - Device connector rear mounting



1411599

<https://www.phoenixcontact.com/us/products/1411599>

## Classifications

### ECLASS

ECLASS-11.0	27440102
ECLASS-12.0	27440116
ECLASS-13.0	27440116

### ETIM

ETIM 9.0	EC002635
----------	----------

### UNSPSC

UNSPSC 21.0	39121400
-------------	----------

# SACC-DSI-M12FST-4P-M16XL/0,5 - Device connector rear mounting



1411599

<https://www.phoenixcontact.com/us/products/1411599>

## Environmental product compliance

### EU RoHS

Fulfills EU RoHS substance requirements	Yes
Exemption	6(c)

### China RoHS

Environment friendly use period (EFUP)	EFUP-50
	An article-related China RoHS declaration table can be found in the download area for the respective article under "Manufacturer declaration". For all articles with EFUP-E, no China RoHS declaration table issued and required.

### EU REACH SVHC

REACH candidate substance (CAS No.)	Lead(CAS: 7439-92-1)
SCIP	fb5ec3a5-7274-4b9f-b443-7a48e18b422f

Phoenix Contact 2024 © - all rights reserved  
<https://www.phoenixcontact.com>

Phoenix Contact USA  
586 Fulling Mill Road  
Middletown, PA 17057, United States  
(+717) 944-1300  
[info@phoenixcon.com](mailto:info@phoenixcon.com)