

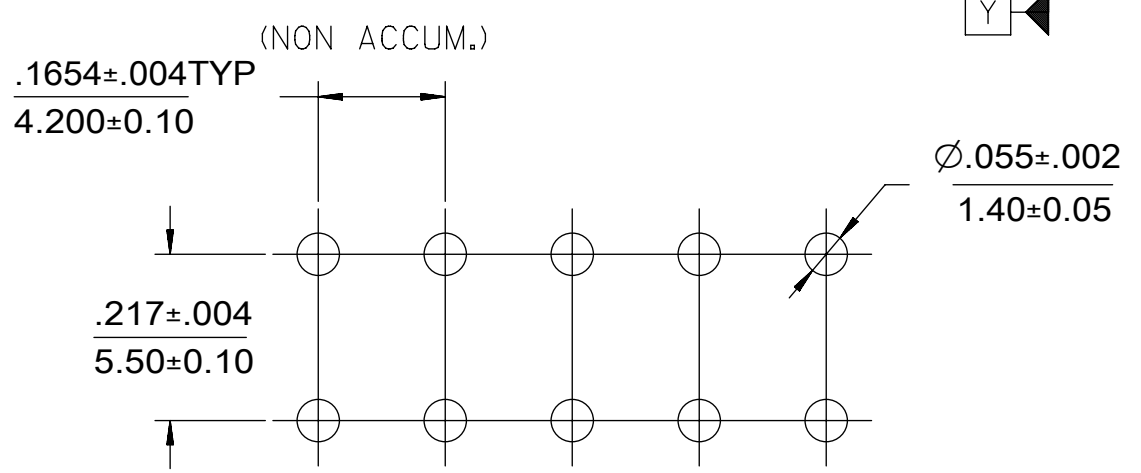
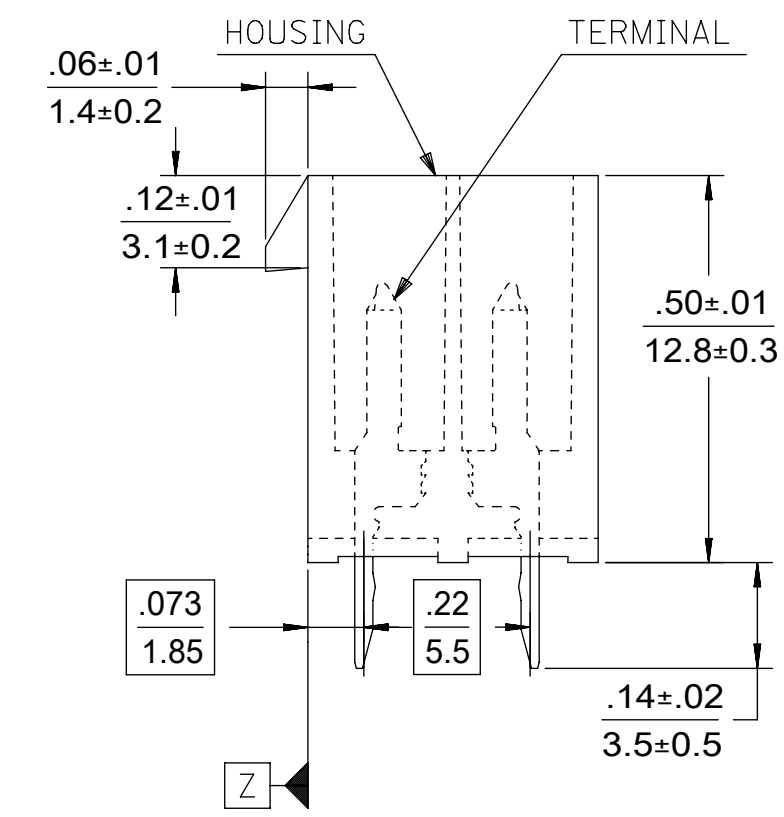
CIRCUIT SIZE	DIM. "A"	DIM. "B"
2	.21 (5.4)	—
4	.38 (9.6)	.17 (4.2)
6	.54 (13.8)	.33 (8.4)
8	.71 (18.0)	.50 (12.6)
10	.87 (22.2)	.66 (16.8)
12	1.04 (26.4)	.83 (21.0)
14	1.20 (30.6)	.99 (25.2)
16	1.37 (34.8)	1.16 (29.4)
18	1.54 (39.0)	1.32 (33.6)
20	1.70 (43.2)	1.49 (37.8)
22	1.87 (47.4)	1.65 (42.0)
24	2.03 (51.6)	1.82 (46.2)



CIRCUIT SIZE LAYOUT



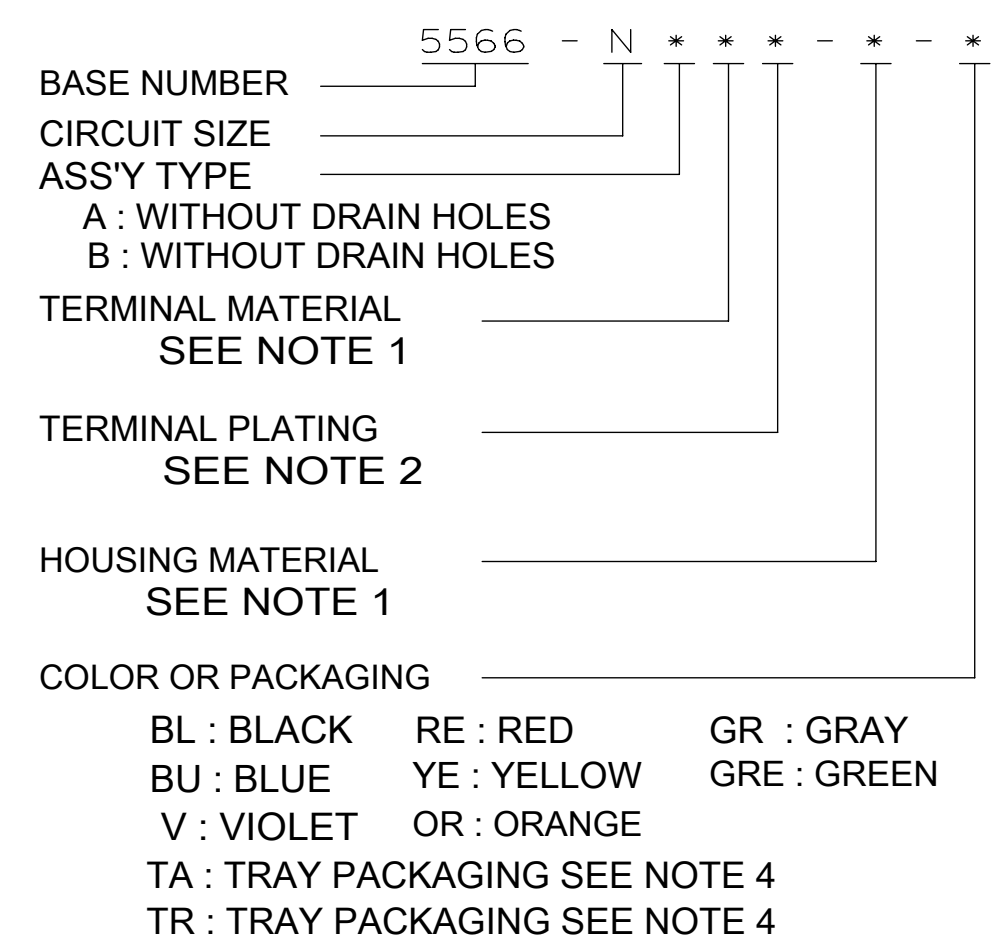
DRAIN HOLES  
(OPTION : SEE LEGEND)



RECOMMENDED HOLE LAYOUT FOR  
.070/(1.78) MAX. THICK P.C. BOARD  
VIEWED FROM COMPONENT SIDE

- NOTES:
- MATERIALS:  
HOUSING:  
"BLANK"=NYLON 6/6, UL94V-2, COLOR: NATURAL  
"210" =NYLON 6/6, UL94V-0, COLOR: NATURAL  
"400"=NYLON 6/6, UL94V-0, COLOR: BLACK  
TERMINALS:  
"BLANK" = BRASS  
"PB" = PHOSPHOR BRONZE
  - TERMINAL PLATING:  
"BLANK" = REFLOWED MATTE TIN .000035/(0.00090) MIN.  
OVER COPPER .000020/(0.00050) MIN. (BRASS) (PREPLATE)  
OR REFLOWED MATTE TIN .000035/(0.00090) MIN. (PHOSPHOR BRONZE) (PREPLATE)  
(FINISH IS BRIGHT IN APPEARANCE, THICKNESS AS APPLIED PRIOR TO REFLOW)  
"S"=.000100/(0.00254) MIN. BRIGHT TIN OVER  
.000050/(0.00127) MIN NICKEL  
"MS"=.000100/(0.00254) MIN. MATTE TIN OVER  
.000050/(0.00127) MIN NICKEL  
"GS2"=.000015/(0.00038) MIN. SELECT GOLD AND  
.000100/(0.00254) MIN. SELECT MATTE TIN  
OVER .000050/(0.00127) MIN. NICKEL OVERALL  
"GS"=.000030/(0.00076) MIN. SELECT GOLD AND  
.000100/(0.00254) MIN. SELECT MATTE TIN  
OVER .000050/(0.00127) MIN. NICKEL OVERALL
  - PRODUCT SPECIFICATION: PS-5556-001
  - PACKAGING: "BLANK"= BULK PACKED,  
"TA"=TRAY PACK PER PK-5566-001, "TR"=TRAY PACK PER PK-5566
  - PART MATES WITH MINI-FIT JR. RECEPTACLE NO. 5557.
  - PART IS NOT DESIGNED FOR CURRENT SHARING.
  - PARTS ARE NOT DESIGNED TO BE MATED OR UN-MATED  
WHILE CIRCUITS ARE LIVE.
  - ANTI-SHINGLING RIB MAY OR MAY NOT APPEAR ON  
HOUSINGS.
  - PART CONFORMS TO CLASS "B" REQUIREMENTS OF  
COSMETIC SPECIFICATION PS-45499-002.
  - TEXT ON PART IS FOR REFERENCE ONLY. TEXT AND TEXT LOCATION MAY VARY  
DEPENDING ON PART NUMBER AND/OR TOOL.

LEGEND



THIS DRAWING CONTAINS INFORMATION THAT IS PROPRIETARY TO MOLEX ELECTRONIC TECHNOLOGIES, LLC AND SHOULD NOT BE USED WITHOUT WRITTEN PERMISSION									
DIMENSION UNITS		SCALE		CURRENT REV DESC:					
IN/MM		4:1							
GENERAL TOLERANCES (UNLESS SPECIFIED)									
	MM	INCH							
4 PLACES	±	±		EC NO: 681570					
3 PLACES	±	± 0.005		DRWN: HPAN18 2021/10/07					
2 PLACES	± 0.13	± 0.01		CHK'D: XQZHANG 2021/10/18					
1 PLACE	± 0.25	±		APPR: XQZHANG 2021/10/18					
0 PLACES	±	±		INITIAL REVISION:					
ANGULAR TOL ± 0.5 °				DRWN: H.HIRAMOTO 1989/04/03		SERIES 2012/05/04		DOCUMENT NUMBER	
DRAFT WHERE APPLICABLE MUST REMAIN WITHIN DIMENSIONS				THIRD ANGLE PROJECTION		DRAWING C-SIZE		SERIES 5566	
						MATERIAL NUMBER		CUSTOMER	
						SEE TABLE		GENERAL MARKET	
								SHEET NUMBER	
								1 OF 5	



MINI FIT JR VERTICAL  
HEADER ASSEMBLIES WITHOUT PEGS

PRODUCT CUSTOMER DRAWING

SD-5566-002

PSD 000 M4

	12	11	10	9	8	7	6	5	4	3	2	1		
H				39-30-9245	5566-24AGS2-210	39-29-6248	5566-24AGS-210				39-28-8240	5566-24A-210	24	
				39-30-9225	5566-22AGS2-210	39-29-6228	5566-22AGS-210				39-28-8220	-22A-210	22	
				39-30-9205	5566-20AGS2-210	39-29-6208	5566-20AGS-210				39-28-8200	-20A-210	20	
				39-30-9185	5566-18AGS2-210	39-29-6188	5566-18AGS-210				39-28-8180	-18A-210	18	
				39-30-9165	5566-16AGS2-210	39-29-6168	5566-16AGS-210	<b>39-30-6162</b>	<b>5566-16AS-210</b>		39-28-8160	-16A-210	16	
				39-30-9145	5566-14AGS2-210	39-29-6148	5566-14AGS-210				39-28-8140	-14A-210	14	
				39-30-9125	5566-12AGS2-210	39-29-6128	5566-12AGS-210				39-28-8120	-12A-210	12	
				39-30-9105	5566-10AGS2-210	39-29-6108	5566-10AGS-210				39-28-8100	-10A-210	10	
				39-30-9085	5566-08AGS2-210	39-29-6088	5566-08AGS-210	<b>39-30-6082</b>	<b>5566-08AS-210</b>		39-28-8080	-08A-210	8	
				39-30-9065	5566-06AGS2-210	39-29-6068	5566-06AGS-210	<b>39-30-6062</b>	<b>5566-06AS-210</b>		39-28-8060	-06A-210	6	
G				39-30-9045	5566-04AGS2-210	39-29-6048	5566-04AGS-210	<b>39-30-6042</b>	<b>5566-04AS-210</b>		39-28-8040	-04A-210	4	
				39-30-9025	5566-02AGS2-210	39-29-6028	5566-02AGS-210				39-28-8020	5566-02A-210	2	
	EDP NO.	ENG. NO.	EDP NO.	ENG. NO.	EDP NO.	ENG. NO.	EDP NO.	ENG. NO.	EDP NO.	ENG. NO.	EDP NO.	ENG. NO.	CKT. SIZE	
	5566-NAPB-210			5566-NAGS2-210			5566-NAGS-210			5566-NAS-210			5566-NA-210	
				39-30-9244	5566-24AGS2	39-29-0243	5566-24AGS				39-28-1243	5566-24A	24	
F				39-30-9224	5566-22AGS2						39-28-1223	5566-22A	22	
				39-30-9204	5566-20AGS2	39-29-0203	5566-20AGS				39-28-1203	5566-20A	20	
				39-30-9184	5566-18AGS2	39-29-0183	5566-18AGS				39-28-1183	5566-18A	18	
				39-30-9164	5566-16AGS2						39-28-1163	5566-16A	16	
				39-30-9144	5566-14AGS2						39-28-1143	5566-14A	14	
				39-30-9124	5566-12AGS2	39-29-0123	5566-12AGS				39-28-1123	5566-12A	12	
				39-30-9104	5566-10AGS2	39-29-0103	5566-10AGS	<b>39-30-6101</b>	<b>5566-10AS</b>		39-28-1103	5566-10A	10	
				39-30-9084	5566-08AGS2	39-29-0083	5566-08AGS	<b>39-30-6081</b>	<b>5566-08AS</b>		39-28-1083	5566-08A	8	
				39-30-9064	5566-06AGS2	39-29-0063	5566-06AGS				39-28-1063	5566-06A	6	
				39-30-9044	5566-04AGS2	39-29-0043	5566-04AGS				39-28-1043	5566-04A	4	
E				39-30-9024	5566-02AGS2	39-29-0023	5566-02AGS				39-28-1023	5566-02A	2	
	EDP NO.	ENG. NO.	EDP NO.	ENG. NO.	EDP NO.	ENG. NO.	EDP NO.	ENG. NO.	EDP NO.	ENG. NO.	EDP NO.	ENG. NO.	CKT. SIZE	
	5566-NAPB			5566-NAGS2			5566-NAGS			5566-NAS			5566-NA	

PARTS WITHOUT DRAIN HOLES

THIS DRAWING CONTAINS INFORMATION THAT IS PROPRIETARY TO MOLEX ELECTRONIC TECHNOLOGIES, LLC AND SHOULD NOT BE USED WITHOUT WRITTEN PERMISSION														
DIMENSION UNITS		SCALE		CURRENT REV DESC:				<h1 style="margin: 0;">molex</h1>						
<b>IN/MM</b>		<b>1:1</b>												
GENERAL TOLERANCES (UNLESS SPECIFIED)				EC NO: 681570 DRWN: HPAN18 2021/10/07 CHK'D: XQZHANG 2021/10/18 APPR: XQZHANG 2021/10/18				MINI FIT JR VERTICAL HEADER ASSEMBLIES WITHOUT PEGS						
4 PLACES		±	±											
3 PLACES		±	± 0.005											
2 PLACES		± 0.13	± 0.01											
1 PLACE		± 0.25	±											
0 PLACES		±	±	INITIAL REVISION: DRWN: H.HIRAMOTO 1989/04/03 APPR: FSMITH 2012/05/04				PRODUCT CUSTOMER DRAWING						
ANGULAR TOL ± 0.5 °				THIRD ANGLE PROJECTION				DRAWING		SERIES		DOCUMENT NUMBER		
DRAFT WHERE APPLICABLE MUST REMAIN WITHIN DIMENSIONS						<b>C-SIZE</b>		<b>5566</b>		<b>SD-5566-002</b>		<b>PSD</b>	<b>000</b>	<b>M4</b>
MATERIAL NUMBER				CUSTOMER				SHEET NUMBER						
SEE TABLE				GENERAL MARKET				2 OF 5						

H

G

F

E

D

C

B

A

						24	
						22	
						20	
						18	
		39-31-0168	5566-16BGS-210	39-31-0160	5566-16B-210	16	
		39-31-0148	5566-14BGS-210	39-31-0140	5566-14B-210	14	
		39-31-0128	5566-12BGS-210	39-31-0120	5566-12B-210	12	
		39-31-0108	5566-10BGS-210	39-31-0100	5566-10B-210	10	
		39-31-0088	5566-08BGS-210	39-31-0080	5566-08B-210	8	
		39-31-0068	5566-06BGS-210	39-31-0060	5566-06B-210	6	
		39-31-0048	5566-04BGS-210	39-31-0040	5566-04B-210	4	
		39-31-0028	5566-02BGS-210	39-31-0020	5566-02B-210	2	
		EDP NO.	ENG. NO.	EDP NO.	ENG. NO.	CKT. SIZE	
		5566-NBGS-210		5566-NB-210			
						24	
						22	
		39-31-0207	5566-20BGS	39-29-3206	5566-20B	20	
						18	
		<b>39-31-0167</b>	5566-16BGS	39-29-3166	5566-16B	16	
		39-31-0147	5566-14BGS	39-29-3146	5566-14B	14	
				39-29-3126	5566-12B	12	
		39-31-0107	5566-10BGS	39-29-3106	5566-10B	10	
		39-31-0087	5566-08BGS	39-29-3086	5566-08B	8	
		39-31-0067	5566-06BGS	39-29-3066	5566-06B	6	
	<b>39-30-9046</b>	<b>5566-04BGS2</b>	39-31-0047	5566-04BGS	39-29-3046	5566-04B	4
			39-31-0027	5566-02BGS	39-29-3026	5566-02B	2
		EDP NO.	ENG. NO.	EDP NO.	ENG. NO.	CKT. SIZE	
		5566-NBGS2		5566-NBGS		5566-NB	

PARTS WITH DRAIN HOLES



PARTS WITH/OUT DRAIN HOLES

PENDING OBSOLETE

-NOT RECOMENDED FOR NEW APPLICATIONS  
-NO WITH DRAIN HOLE VERSION PRODUCT

THIS DRAWING CONTAINS INFORMATION THAT IS PROPRIETARY TO MOLEX ELECTRONIC TECHNOLOGIES, LLC AND SHOULD NOT BE USED WITHOUT WRITTEN PERMISSION											
DIMENSION UNITS		SCALE		CURRENT REV DESC:				<b>molex</b>		MINI FIT JR VERTICAL HEADER ASSEMBLIES WITHOUT PEGS	
IN/MM		1:1									
GENERAL TOLERANCES (UNLESS SPECIFIED)				EC NO: 681570		2021/10/07		PRODUCT CUSTOMER DRAWING			
4 PLACES		±		DRWN: HPAN18		2021/10/18					
3 PLACES		±		CHK'D: XQZHANG		2021/10/18		DOCUMENT NUMBER: <b>SD-5566-002</b> DOC TYPE: PSD DOC PART: 000 REVISION: M4			
2 PLACES		± 0.13		APPR: XQZHANG		2021/10/18					
1 PLACE		± 0.25		INITIAL REVISION:				MATERIAL NUMBER: SEE TABLE CUSTOMER: GENERAL MARKET SHEET NUMBER: 3 OF 5			
0 PLACES		±		DRWN: H.HIRAMOTO		1989/04/03					
ANGULAR TOL		± 0.5 °		APPR: FSMITH		2012/05/04					
DRAFT WHERE APPLICABLE MUST REMAIN WITHIN DIMENSIONS				THIRD ANGLE PROJECTION		DRAWING		SERIES		SHEET NUMBER	
						C-SIZE		5566		3 OF 5	

COLORED PART NUMBERS

						24
						22
						20
46999-0085	5566-18AS-RE					18
						16
						14
						12
				46999-0087	5566-10AS-V	10
						8
						6
						4
						2
EDP. NO.	ENG. NO.	EDP. NO.	ENG. NO.	EDP. NO.	ENG. NO.	CKT. SIZE
5566-NAS-RE		5566-NAS-OR		5566-NAS-V		

TRAY PACKED PER TA $\triangle$ 4	46999-0575	5566-24AMS-400	TRAY PACKED PER TA $\triangle$ 4							24		
	46999-0574	5566-22AMS-400									22	
	46999-0573	5566-20AMS-400									20	
	46999-0572	5566-18AMS-400									18	
	46999-0571	5566-16AMS-400									16	
	46999-0570	5566-14AMS-400									14	
	46999-0569	5566-12AMS-400									12	
	46999-0568	5566-10AMS-400		46999-0876	5566-10AMS-RE					39-33-3108	5566-10A-400	10
	46999-0567	5566-08AMS-400				46999-0091	5566-08AS-GRE					8
	46999-0566	5566-06AMS-400										6
	46999-0565	5566-04AMS-400										4
	46999-0564	5566-02AMS-400				50-36-2485	5566-02AS-GRE	39-34-5023	5566-02A-210-YE			2
EDP. NO.	ENG. NO.	EDP. NO.	ENG. NO.	EDP. NO.	ENG. NO.	EDP. NO.	ENG. NO.	EDP. NO.	ENG. NO.	CKT. SIZE		
5566-NAMS-400		5566-NAMS-RE		5566-NAS-GRE		5566-NA-210-YE		5566-NA-400				
										24		
										22		
										20		
										18		
										16		
										14		
										12		
										10		
										8		
										6		
								39-33-3043	5566-04A-BL	4		
								39-33-3023	5566-02A-BL	2		
EDP. NO.	ENG. NO.	EDP. NO.	ENG. NO.	EDP. NO.	ENG. NO.	EDP. NO.	ENG. NO.	EDP. NO.	ENG. NO.	CKT. SIZE		
5566-NA-GR		5566-NA-YE		5566-NA-RE		5566-NA-BU		5566-NA-BL				

PARTS WITHOUT DRAIN HOLES

THIS DRAWING CONTAINS INFORMATION THAT IS PROPRIETARY TO MOLEX ELECTRONIC TECHNOLOGIES, LLC AND SHOULD NOT BE USED WITHOUT WRITTEN PERMISSION

DIMENSION UNITS	SCALE	CURRENT REV DESC:
IN/MM	1:1	
GENERAL TOLERANCES (UNLESS SPECIFIED)		
	MM	INCH
4 PLACES	±	±
3 PLACES	±	± 0.005
2 PLACES	± 0.13	± 0.01
1 PLACE	± 0.25	±
0 PLACES	±	±
ANGULAR TOL	± 0.5 °	
DRAFT WHERE APPLICABLE MUST REMAIN WITHIN DIMENSIONS		THIRD ANGLE PROJECTION
		DRAWING SERIES
		C-SIZE 5566

EC NO: 681570			
DRWN: HPAN18		2021/10/07	
CHK'D: XQZHANG		2021/10/18	
APPR: XQZHANG		2021/10/18	
INITIAL REVISION:			
DRWN: H.HIRAMOTO		1989/04/03	
APPR: FSMITH		2012/05/04	
DOCUMENT NUMBER		DOC TYPE	DOC PART
SD-5566-002		PSD	000
MATERIAL NUMBER		CUSTOMER	SHEET NUMBER
SEE TABLE		GENERAL MARKET	4 OF 5

**molex**

MINI FIT JR VERTICAL  
HEADER ASSEMBLIES WITHOUT PEGS

PRODUCT CUSTOMER DRAWING

H  
G  
F  
E  
D  
C  
B  
A

TRAY PACKED PART NUMBERS  
PARTS WITHOUT DRAIN HOLES

TRAY PACKED PER TA $\triangle$ 4	46999-0137	5566-24AMS	TRAY PACKED PER TA $\triangle$ 4	46999-0149	5566-24AMS-210	24
	46999-0136	5566-22AMS		46999-0148	5566-22AMS-210	22
	46999-0135	5566-20AMS		46999-0147	5566-20AMS-210	20
	46999-0134	5566-18AMS		46999-0146	5566-18AMS-210	18
	46999-0133	5566-16AMS		46999-0145	5566-16AMS-210	16
	46999-0132	5566-14AMS		46999-0144	5566-14AMS-210	14
	46999-0131	5566-12AMS		46999-0143	5566-12AMS-210	12
	46999-0130	5566-10AMS		46999-0142	5566-10AMS-210	10
	46999-0129	5566-08AMS		46999-0141	5566-08AMS-210	8
	46999-0128	5566-06AMS		46999-0140	5566-06AMS-210	6
	46999-0127	5566-04AMS		46999-0139	5566-04AMS-210	4
	46999-0126	5566-02AMS		46999-0138	5566-02AMS-210	2
	EDP. NO.			ENG. NO.	EDP. NO.	
5566-NAMS			5566-NAMS-210			
						24
						22
						20
			39-53-9188	5566-18A-TA		18
						16
						14
						12
						10
						8
	46999-0630	5566-06AGS2-BL-TA				6
	46999-0629	5566-04AGS2-BL-TA				4
						2
	EDP. NO.	ENG. NO.	EDP. NO.	ENG. NO.		CKT. SIZE
	5566-NAGS2-BL-TA		5566-NA-TA			

THIS DRAWING CONTAINS INFORMATION THAT IS PROPRIETARY TO MOLEX ELECTRONIC TECHNOLOGIES, LLC AND SHOULD NOT BE USED WITHOUT WRITTEN PERMISSION

DIMENSION UNITS	SCALE	CURRENT REV DESC:		<b>molex</b>		
IN/MM	1:1					
GENERAL TOLERANCES (UNLESS SPECIFIED)		EC NO: 681570		MINI FIT JR VERTICAL HEADER ASSEMBLIES WITHOUT PEGS		
	MM	INCH				
4 PLACES	±	±	DRWN: HPAN18	2021/10/07	PRODUCT CUSTOMER DRAWING	
3 PLACES	±	± 0.005	CHK'D: XQZHANG	2021/10/18		
2 PLACES	± 0.13	± 0.01	APPR: XQZHANG	2021/10/18	DOCUMENT NUMBER <b>SD-5566-002</b>	
1 PLACE	± 0.25	±	INITIAL REVISION:			
0 PLACES	±	±	DRWN: H.HIRAMOTO	1989/04/03	PSD	000
ANGULAR TOL	± 0.5 °		APPR: FSMITH	2012/05/04	000	M4
DRAFT WHERE APPLICABLE MUST REMAIN WITHIN DIMENSIONS	THIRD ANGLE PROJECTION		DRAWING	SERIES	MATERIAL NUMBER	CUSTOMER
			C-SIZE	5566	SEE TABLE	GENERAL MARKET
						SHEET NUMBER 5 OF 5

DOCUMENT STATUS	P1	RELEASE DATE	2021/10/18 14:30:01
-----------------	----	--------------	---------------------