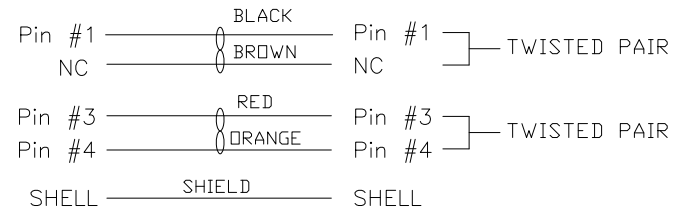


1. CONNECTOR 1 : 850-003-103RLS4, MOLDED STRAIGHT HOOD, COLOR BLACK
2. CONNECTOR 2 : 850-003-103RLS4, MOLDED STRAIGHT HOOD, COLOR BLACK
3. WIRE : 28AWG, 2 TWISTED PAIRS, UL20276, FOIL/BRAID/DRAIN WIRE SHIELD, COLOR BLACK, 30V
4. CABLE DIAMETER : 3.70mm±0.15
5. PIN OUT :

WIRING SCHEMATIC



CCA-000-MYYR228  
 01 = 1 METER  
 02 = 2 METERS  
 03 = 3 METERS

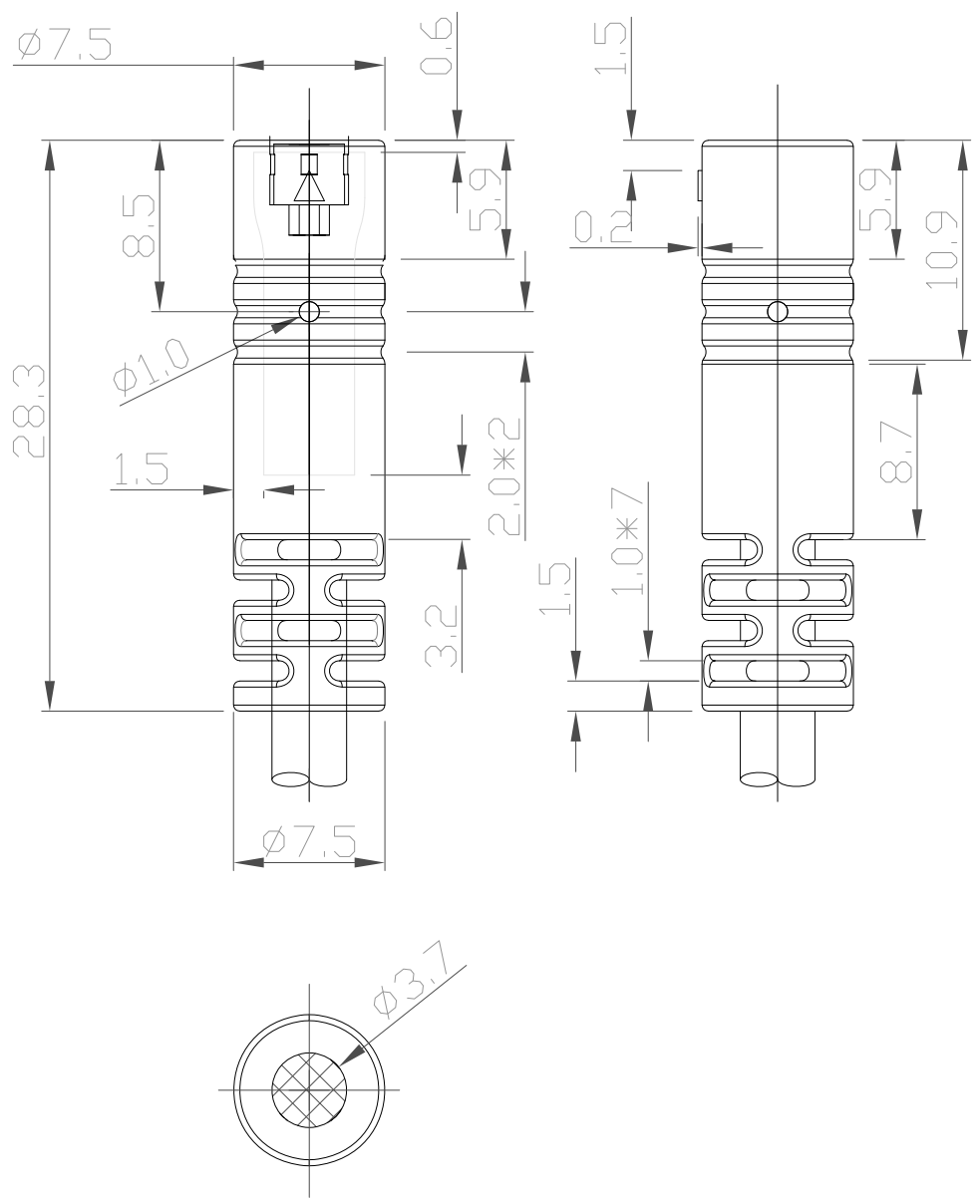
\*\*SEE PAGE 3 FOR CABLE SPECIFICATIONS

**RoHS COMPLIANT**

UNITS = mm

DO NOT SCALE FROM DRAWING

|  |   |           |          |                |         |                 |    |     |  |
|--|---|-----------|----------|----------------|---------|-----------------|----|-----|--|
|  | THESE DRAWINGS AND SPECIFICATIONS ARE THE PROPERTY OF NorComp AND SHALL NOT BE REPRODUCED, COPIED OR USED AS THE BASIS FOR THE MANUFACTURE OR SALE OF APPARATUS WITHOUT WRITTEN PERMISSION. | DRAWN:    | DATE:    | <b>NorComp</b> | SCALE:  | SHEET           | OF | REV |  |
|  |   | M. SIGMON | 09-25-15 |                | NTS     | 1               | 3  | 2   |  |
|  |   |           |          |                | DWG NO. | CCA-000-MYYR228 |    |     |  |



RoHS COMPLIANT

UNITS = mm

DO NOT SCALE FROM DRAWING



THESE DRAWINGS AND SPECIFICATIONS ARE THE PROPERTY OF NorComp AND SHALL NOT BE REPRODUCED, COPIED OR USED AS THE BASIS FOR THE MANUFACTURE OR SALE OF APPARATUS WITHOUT WRITTEN PERMISSION.

DRAWN:

M. SIGMON

DATE:

09-25-15

NorComp

SCALE: NTS

SHEET OF 2 3

REV 2

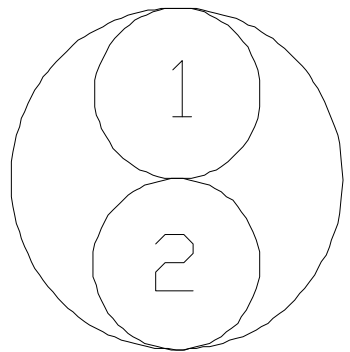
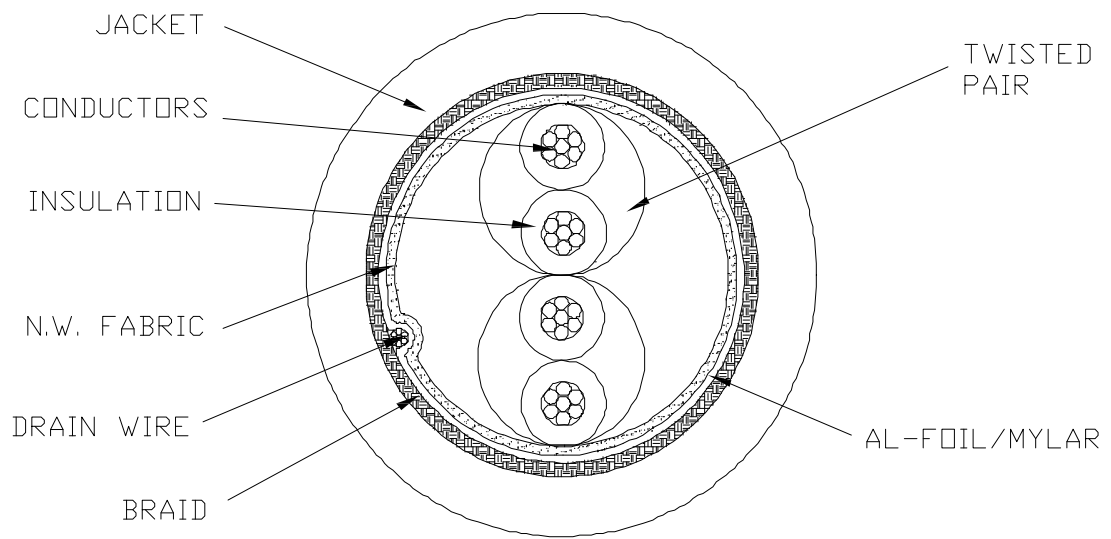
DWG NO.

CCA-000-MYYR228

DESCRIPTION: M5 - MALE TO MALE - 3 POSITION - CABLE ASSEMBLY

ELECTRICAL CHARACTERISTICS

VOLTAGE RATING : 30V  
 TEMPERATURE RATING : 80°C  
 SPARK TEST : AC-500V/0.15 sec MIN.  
 DIELECTRIC STRENGTH : AC-750V/1 sec MIN.  
 INSULATION RESISTANCE : SR-PVC: DC-500V 10 MOHM/KM MIN. AT 20°C  
 CONDUCTOR RESISTANCE : 28AWG-244 OHM/KM MAX. AT 25°C



COLOR CODE  
 1. BLACK & BROWN (P570 & P571)  
 2. RED & ORANGE (P572 & P573)

RoHS COMPLIANT

DO NOT SCALE FROM DRAWING

|  |   |           |          |                  |         |                 |    |     |  |
|--|---|-----------|----------|------------------|---------|-----------------|----|-----|--|
|  | THESE DRAWINGS AND SPECIFICATIONS ARE THE PROPERTY OF NorComp AND SHALL NOT BE REPRODUCED, COPIED OR USED AS THE BASIS FOR THE MANUFACTURE OR SALE OF APPARATUS WITHOUT WRITTEN PERMISSION. | DRAWN:    | DATE:    | <h1>NorComp</h1> | SCALE:  | SHEET           | OF | REV |  |
|  |   | M. SIGMON | 09-25-15 |                  | NTS     | 3               | 3  | 2   |  |
|  |   |           |          |                  | DWG NO. | CCA-000-MYYR228 |    |     |  |