Alle Rechte vorbehalten/ *All rights reserved*

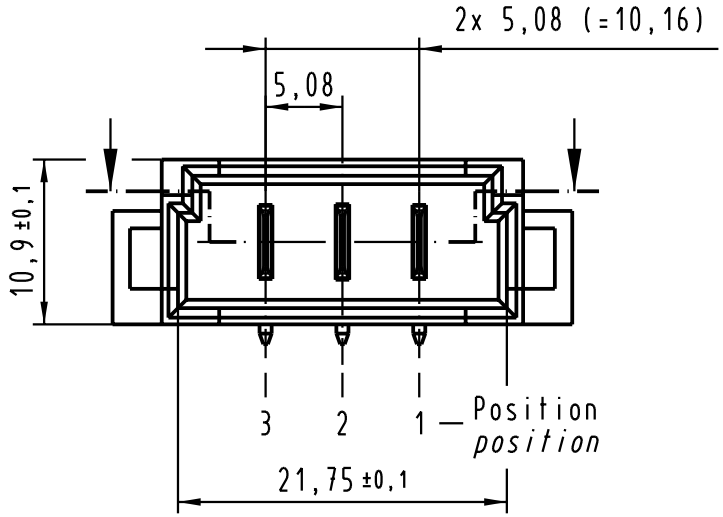

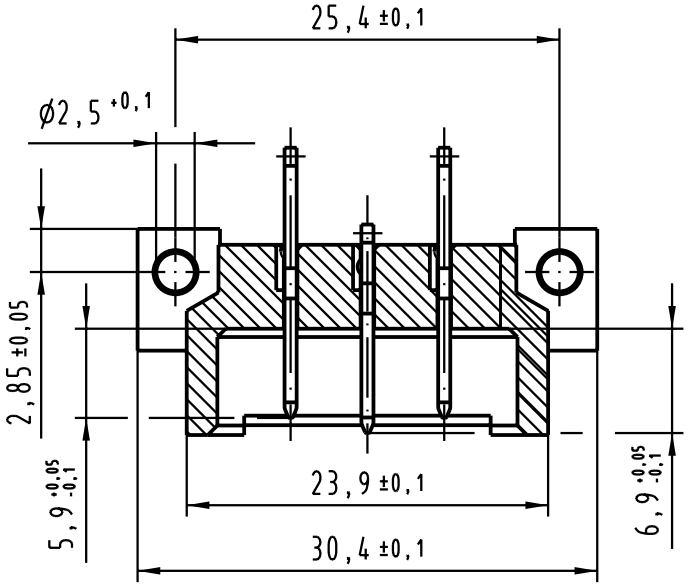

Y
(Lochbild)
(board drilling)

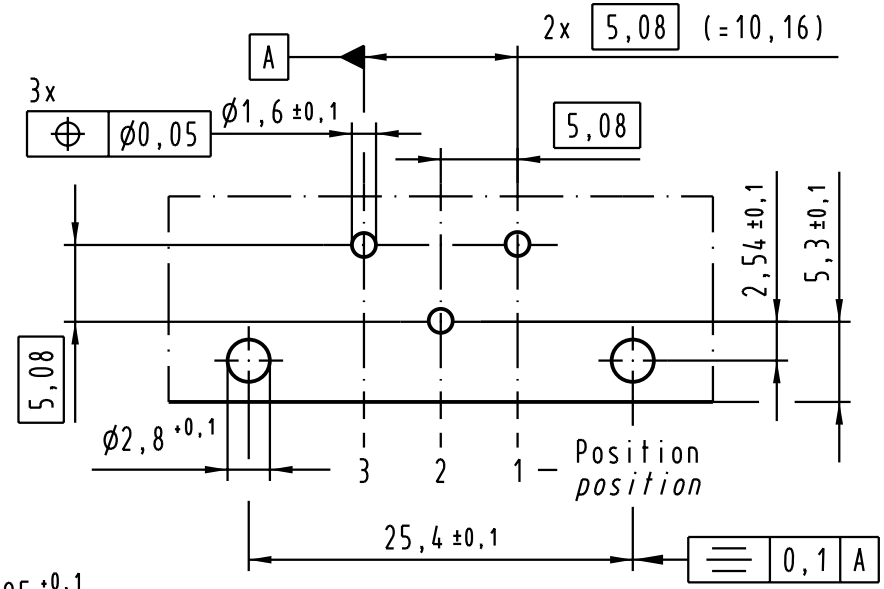

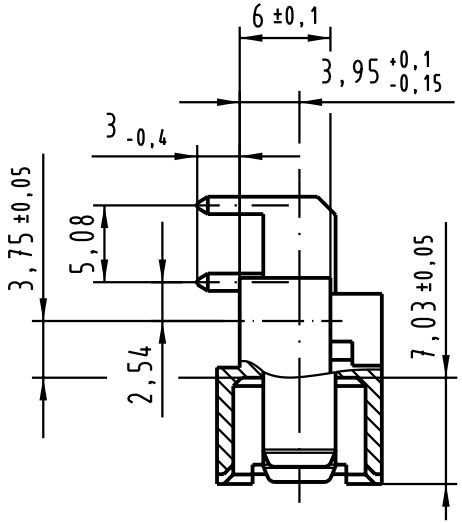

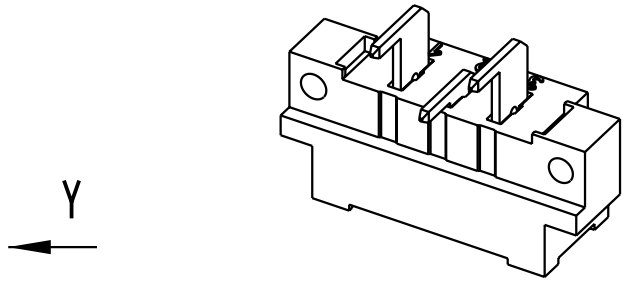

All Dimensions in mm Original Size DIN A 4			Techn. Character. siehe/*see* IEC 60603-2			Nicht tolerierte Maße/*Free size tolerances* siehe/*see* IEC 60603-2
				Dat.	Name	Maßstab/*Scale*
			Detail.	29.03.04	Leh.	2 : 1
			Insp.	29.03.04	kfoe	
			Stand.			
31853			HARTING Electronics GmbH & Co. KG D-32339 ESPELKAMP			TB 09 06 203 2911
Mod.	Dat.	Name				Sub. 09 06 203 2911 v. 25.04.89

Bauform / *type* H 3

Messerleiste Einlöt

male connector solder

Blatt/*page* /