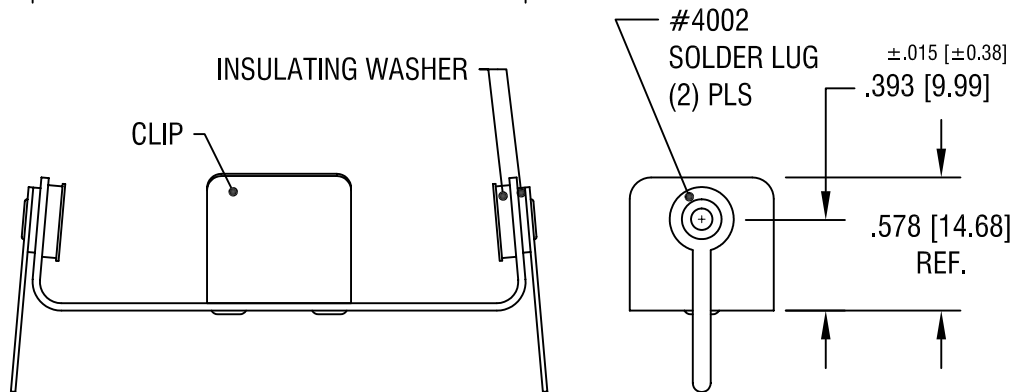
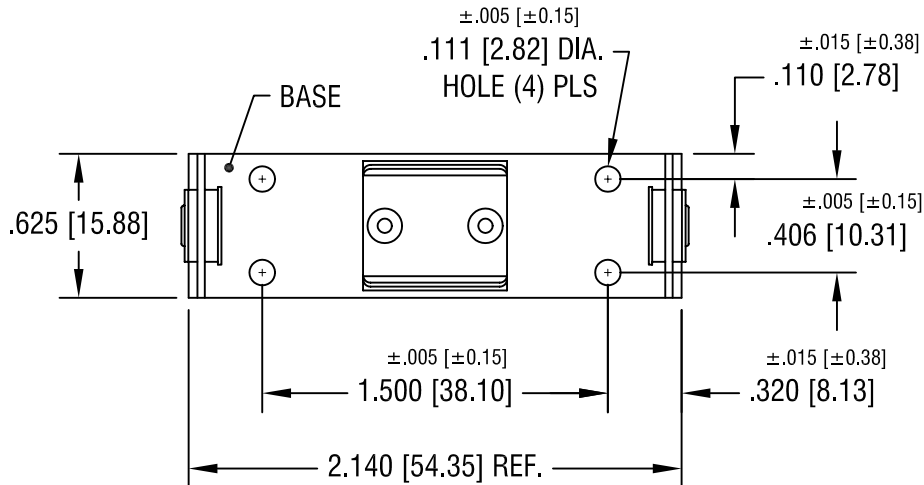
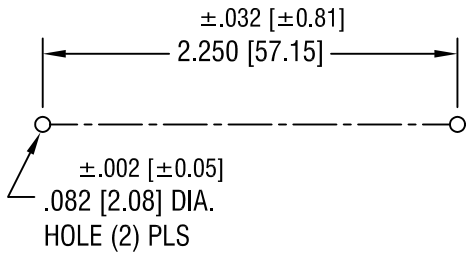


THIS DOCUMENT IS THE PROPERTY OF
KEYSTONE ELECTRONICS CORP. AND
SHALL NOT BE REPRODUCED, DISTRIBUTED
OR USED AS A BASIS FOR MANUFACTURE
WITHOUT PRIOR WRITTEN PERMISSION
FROM KEYSTONE ELECTRONICS CORP.

RECOMMENDED SPACING FOR PC LUGS



NOTES:

- 1. BASE: MAT'L - .032 [.81] TH'K ALUMINUM
- CLIP: MAT'L - .020 [.50] TH'K ALUMINUM
- SOLDER LUG: MAT'L - BRASS
- FINISH - TIN PLATE

7.22.04	CHANGE AS PER ECN 04-051	A
DATE	DESCRIPTION	REV.

KEYSTONE ELECTRONICS CORP.			
ASTORIA, N.Y. 11105-2017			
PART NAME			
BATTERY HOLDER (1) 'AA'			
MATERIAL			
AS NOTED			
FINISH		DRN BY	DATE
AS NOTED		BOONE	12.15.81
		APPD	SCALE
		LN	1.2X
TOLERANCES	INCH	[MM]	CODE
DECIMAL	±.010	[±0.25]	C
ANGULAR	± 1°		
UNLESS OTHERWISE SPECIFIED			DWG NO.
			2222