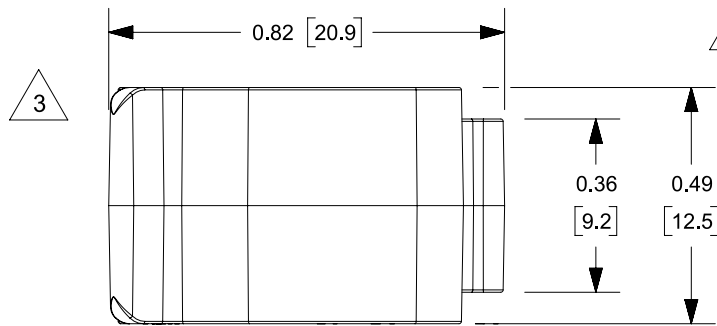


2

1

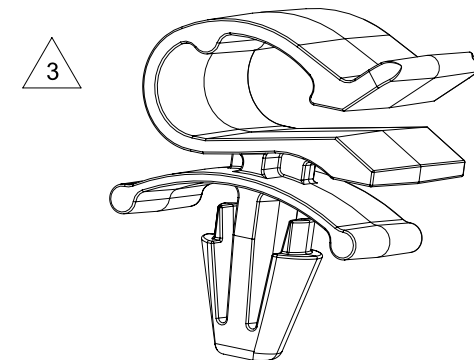
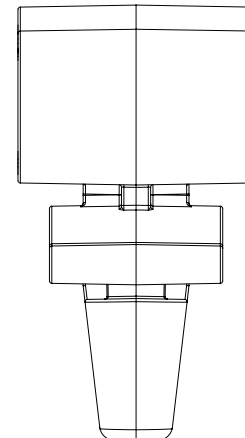
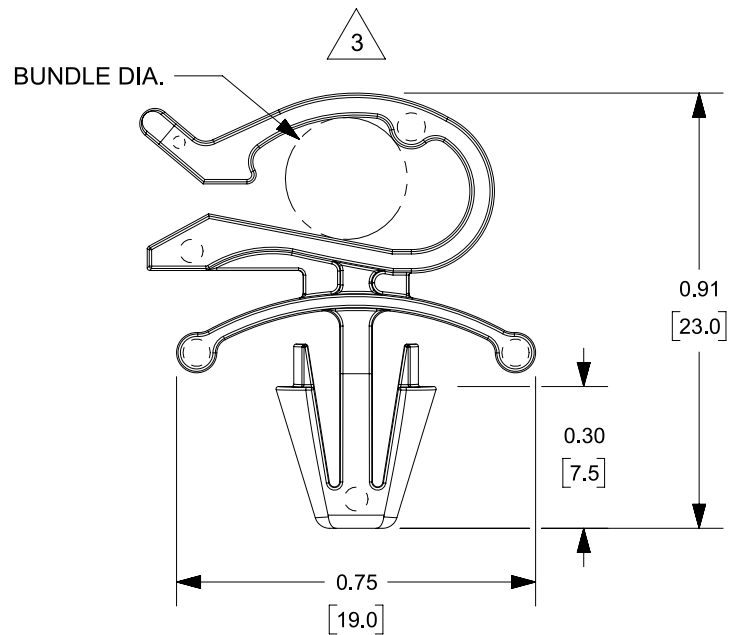
THIS COPY IS PROVIDED ON A RESTRICTED BASIS AND IS NOT TO BE USED IN ANY WAY DETRIMENTAL TO THE INTERESTS OF PANDUIT CORP.



PART NUMBER	COLOR	RECOMMENDED BUNDLE DIA. RANGE inches [mm]	PANEL DIMENSIONS		WEIGHT g/100 pcs.	QTY.
			THICKNESS inches [mm]	HOLE SIZE inches [mm]		
PMCC09H06-M30	BLACK	0.24 - 0.35 [6.0] - [9.0]	0.04 - 0.12 [1.0] - [3.0]	0.25 - 0.26 [6.3] - [6.5]	125	1000
PMCC38H25-C	NATURAL					100
PMCC38H25-M	NATURAL					1000
PMCC38H25-M0	BLACK					1000
PMCC38H25-M120	BLACK					1000

**NOTE:**

- SEE CURRENT PRICE SHEET FOR PART NUMBER SUFFIX DESIGNATION FOR PACKAGE SIZE.
- BAG MAY CONTAIN EXTRA PIECES TO COMPENSATE FOR VARIANCE IN THE PACKAGING PROCESS. PANDUIT ASSURES MINIMUM PIECE COUNT AS STATED ON THE BAG.



REV	DATE	BY	CHK	APR	DESCRIPTION	ECN
3	7/28/2021	RVU	JADE	RMHI	REBUILD MODEL AND RECREATE DWG. ADDED NOTE 2.	GAECN05522
2	1/14/05	TMSA			ADDED BARB HEIGHT DIMENSION 7.5 REF.	GB0239LD
1	12/27/04	MJK			CONVERT TO METRIC DWG AND DIM. REVISIONS.	GB0239LD
R	5/21/04	JAD			INITIAL RELEASE.	GB0239LD

TITLE		PMCC09H06 AND PMCC38H25 PUSH BARB MOUNT CORD CLIP	
ITEM REVISION NAME		CUSTOMER DRAWING	
DATASET FILE NAME		G03597IP/03	
UNLESS OTHERWISE SPECIFIED, DIMENSIONAL TOLERANCES ARE: IN [mm]		<b>PANDUIT</b>	
.x ± 0.05 [1.3] .xxx ± 0.010 [0.25] .xx ± 0.02 [0.5] ANGLES ± 5 °		MATERIAL: <b>NYLON 6/6</b>	
THIRD ANGLE PROJECTION		DRAWING NUMBER: <b>GB0239LD</b>	
DRAWN BY JAD	DATE 5/21/04	CHK JHAC	SCALE NONE
SHT 1 OF 1			SIZE A

2

1