

THIS IS ISSUED IN STRICT CONFIDENCE THAT IT IS NOT USED AS A BASIS FOR MANUFACTURE OR SALE AND THAT IT IS NOT COPIED, REPRINTED OR DISCLOSED TO A THIRD PARTY EITHER WHOLLY OR IN PART WITHOUT THE PRIOR WRITTEN CONSENT OF CAL TEST ELECTRONICS, INC.

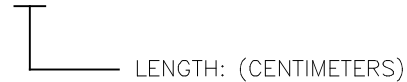
NOTES:

- BNC MALE TO BNC MALE CABLE ASSEMBLY ON RG58C/U COAXIAL CABLE, 50 Ω w/MOLDED BEND RELIEF BOOTS.
- SPECIFICATIONS:  
 CONNECTOR:  
 BNC MALE CRIMP, 50 Ω IMPEDANCE PER MIL-C-39012.  
 BODY: BRASS, NICKEL PLATED.  
 DIELECTRIC: POM.  
 CENTER CONTACT: BRASS, GOLD PLATED.  
 CABLE:  
 RG58C/U PER MIL-C-17.  
 IMPEDANCE: 50 Ω.  
 JACKET: PVC, BLACK, Ø 4.95 (Ø .195) O.D., NON-CONTAMINATING.  
 CENTER CONDUCTOR: 19/.89 (.035) STRANDED COPPER, TIN PLATED.  
 DIELECTRIC: PE.  
 SHIELD MATERIAL: (1) COPPER BRAID, 95%, TIN PLATED.  
 VELOCITY OF PROPAGATION: 66%.  
 CAPACITANCE: 101.1 pF/m, (30.8 pF/ft).  
 BEND-RELIEF BOOT:  
 PVC, BLACK. (MOLDED TO CABLE AND CONNECTOR).
- RATINGS (ASSEMBLY):  
 VOLTAGE: 500 Vrms.  
 FREQUENCY: DC to 1 GHz.  
 IMPEDANCE: 50 Ω.  
 VSWR MAX.:  
 1.20:1 - DC to 400 MHz.  
 1.65:1 - 400 MHz to 1 GHz.  
 INSERTION LOSS (TYP.): 0.9 dB/m @ 1 GHz.  
 TEMPERATURE: 0°C TO +80°C.
- STANDARD PACKAGING: 5 PCS. PER PACK (LENGTH).
- RoHS 2 COMPLIANT.

REVISIONS			
REV.	DESCRIPTIONS	DATE	APPROVED
—	CLASS A RELEASED	10/24/02	
A	ADDED NOTE 4; UPDATED SHEET 2 WITH MILLIMETER DIMENSIONS.	5/26/15	
B	UPDATED TO METRIC FORMAT; VSWR MAX. WAS 1.2:1 - 1 GHZ; NOTE 2, ADDITIONAL CABLE SPECS., ADDED NOTE 5.	5/21/18	

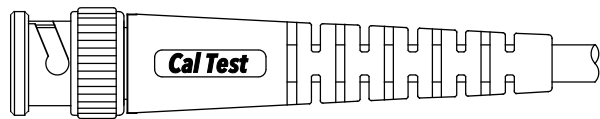
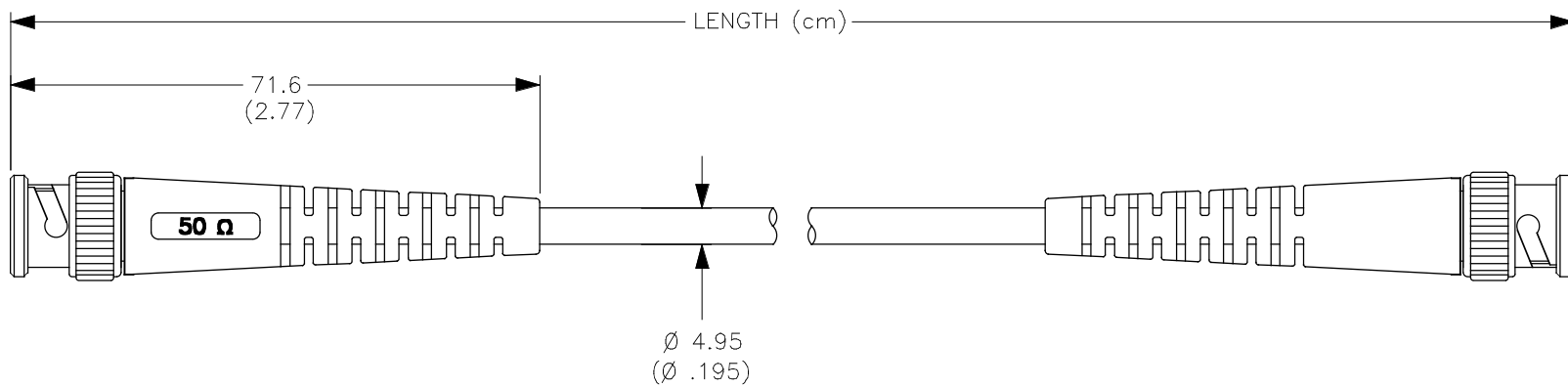
**MODEL NUMBER**

**CT2942-L**



<h1>METRIC</h1>	UNLESS OTHERWISE SPECIFIED DIMENSIONS ARE IN MILLIMETERS TOLERANCES ARE: DECIMALS      ANGLE .X ± 0.8            ± 2° .XX ± 0.25	CONTRACT NO.		<b>Cal Test Electronics</b> 22820 Savi Ranch Parkway Yorba Linda, CA 92887-4610		
	DO NOT SCALE DRAWING	APPROVALS	DATE	<b>CABLE ASSEMBLY, BNC MALE TO BNC MALE, RG58C/U, 50 Ω</b>		
MATERIAL	DRAWN	10/20/02	TITLE			
THIRD ANGLE PROJECTION	FINISH	CHECKED	SIZE			REV.
		ENGR.	A		CAGE CODE	B
		DESIGN ACTIVITY	43F45		DWG. NO.	P294200
			SCALE	NONE	SHEET	1 OF 2

THIS IS ISSUED IN STRICT CONFIDENCE THAT IT IS NOT USED AS A BASIS FOR MANUFACTURE OR SALE AND THAT IT IS NOT COPIED, REPRINTED OR DISCLOSED TO A THIRD PARTY EITHER WHOLLY OR IN PART WITHOUT THE PRIOR WRITTEN CONSENT OF CAL TEST ELECTRONICS, INC.



BOOT BODY  
ROTATED 180°

DRAWN		WDH	10/20/02	SIZE <b>A</b>	CAGE CODE <b>43F45</b>	DWG. NO. <b>P294200</b>	REV. <b>B</b>
CHECKED				SCALE 1:1	SHEET 2 OF 2		