

GloTek, Inc. www.globtek.com 186 Veterans Drive, Northvale, NJ 07647 Tel. (201) 784-1000 Fax (201) 784-0111	Drawing Title: LOCKING FEMALE BARREL 2.5 mm ID W/4.0 mm THUMB SCREW AND 9.8MM EXPOSED to MOLDED PVC BEND RELIEF, GT Cable #SPT-1-18: 18 / 2 Conductors, 2.7 x 5.4 + 0.1 mmm OD, SPT-1, 105 Deg.C, 300V, BLACK/BLACK WITH EMBOSSED/PRINTED WORDS, Approvals: , 1830mm, GlobTek Black	
	Model No. Low voltage cable	
	Part No./Ordering No. LLPST11M800SR(R)	Rev A1

CUSTOMIZED LENGTHS, COLORS, CABLE TYPES, TERMINATIONS/PLUGS/RECEPTACLES AVAILABLE UPON REQUEST. ADDITIONAL PLUG OPTIONS ARE AVAILABLE AT <https://www.globtek.com/connectors/> STANDARD PLUGS AND CONNECTORS CAN BE SEEN ONLINE AT <https://www.globtek.com/connectors/> ACTUAL CONNECTORS, OVERMOLDS, FERRITES MAY VARY SLIGHTLY FROM THE PICTURE BELOW DIMENSIONS ARE IN MM UNLESS SPECIFIED OTHERWISE

In Addition to GlobTek Inc.'s renewed ISO9001:2008 - Quality Management System Certification, GlobTek Inc. is now certified to:

ISO13485:2003 - Medical Devices Quality Management System Certification

ISO14001:2004 - Environmental Management System Certification

ISO Certificates are available online at <https://www.globtek.com/iso-certificates/>

Prop 65 Statement: <https://en.globtek.com/prop-65-statement.pdf>

The acceptance of this specification and use of the product described in this document indicates the acceptance and binding of the customer to Globtek TERMS AND CONDITIONS (attached to the end of this document), which supersede all other agreements, terms, and conditions (<https://en.globtek.com/terms-and-conditions/>).

The purchaser of this product (Customer) agrees that it is their sole responsibility to determine suitability/fitness of the product described in this specification for their application and to take precautions for protection against any hazards attendant to the handling and use of the product.

#### Footnote:

GlobTek Inc. will not be liable for the safety and performance of these power supplies if unauthorized access and repair occurs. End user should consult applicable UL, CSA or EN standards for proper installation instruction.

#### Limitation of Use:

GlobTek products are intended for use with commercial, medical, and/or industrial equipment only. GlobTek product are not authorized for use as mission critical components in life support hazardous environment, nuclear or aircraft applications without prior written approval from the CEO of GlobTek Inc.

Contents of this document are subject to change without prior notice.

### Customer Approval of Specification:

Please approve, sign and send back to GlobTek so we can complete order processing.

A delay in receipt of this form will delay delivery schedule.

Company Name: \_\_\_\_\_

Customer P/N: \_\_\_\_\_

Quote Number: \_\_\_\_\_

Date: \_\_\_\_\_

Authorized Representative Name: \_\_\_\_\_

Authorized Representative Signature: \_\_\_\_\_

GlobTek, Inc. www.globtek.com 186 Veterans Drive, Northvale, NJ 07647 Tel. (201) 784-1000 Fax (201) 784-0111	Drawing Title: LOCKING FEMALE BARREL 2.5 mm ID W/4.0 mm THUMB SCREW AND 9.8MM EXPOSED to MOLDED PVC BEND RELIEF, GT Cable #SPT-1-18: 18 / 2 Conductors, 2.7 x 5.4 + 0.1 mmmm OD, SPT-1, 105 Deg.C, 300V, BLACK/BLACK WITH EMBOSSED/PRINTED WORDS, Approvals: , 1830mm, GlobTek Black		
	Model No. Low voltage cable		
	Part No./Ordering No. LLPST11M800SR(R)		Rev A1

CUSTOMIZED LENGTHS, COLORS, CABLE TYPES, TERMINATIONS/PLUGS/RECEPTACLES AVAILABLE UPON REQUEST. ADDITIONAL PLUG OPTIONS ARE AVAILABLE AT <https://www.globtek.com/connectors/> STANDARD PLUGS AND CONNECTORS CAN BE SEEN ONLINE AT <https://www.globtek.com/connectors/> ACTUAL CONNECTORS, OVERMOLDS, FERRITES MAY VARY SLIGHTLY FROM THE PICTURE BELOW DIMENSIONS ARE IN MM UNLESS SPECIFIED OTHERWISE

## REVISION HISTORY

REV	DESCRIPTION	SUB	DATE	APPROVED
A1	UPDATE TO LATEST FORMAT, ADD MATING JACKS INFO	DR	03/08/2021	QA
A	INITIAL RELEASE, RFS. 26800, MK	DR	06/20/2017	QA

Cordset Information:

CordsetColor:GlobTek Black

Cord Length (mm):1830

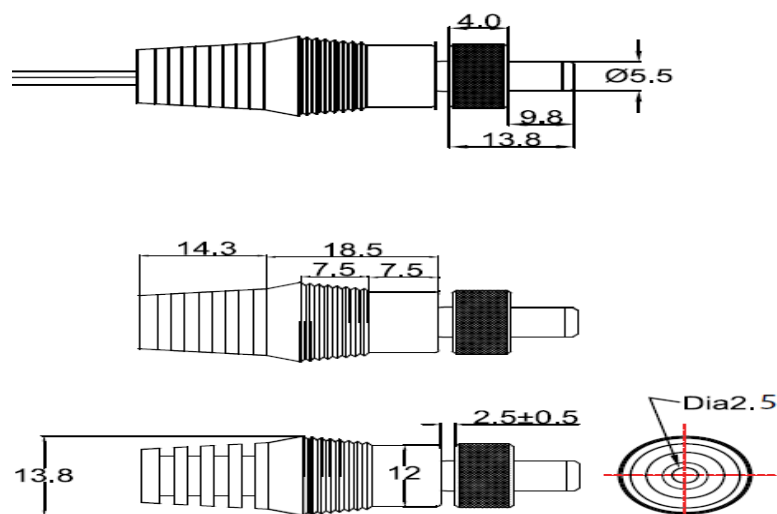
## NOTES:

IDENTIFIED CONDUCTOR (STRIPE OR RIB) IS TO BE CONNECTED TO CENTER OF BARREL, UNMARKED CONDUCTOR TO OUTSIDE

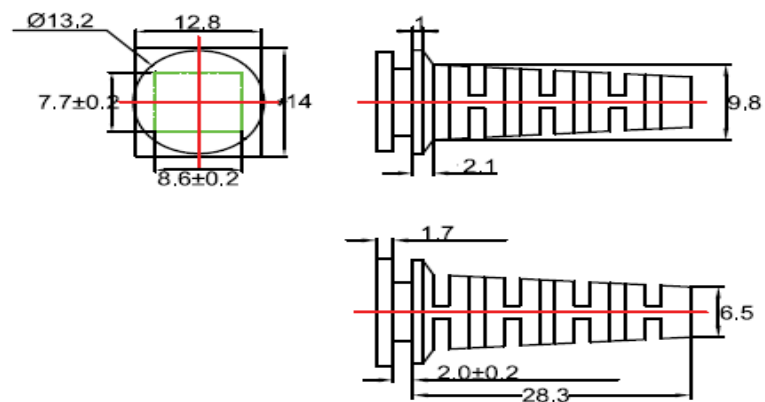
GlobTek, Inc. www.globtek.com 186 Veterans Drive, Northvale, NJ 07647 Tel. (201) 784-1000 Fax (201) 784-0111	Drawing Title: LOCKING FEMALE BARREL 2.5 mm ID W/4.0 mm THUMB SCREW AND 9.8MM EXPOSED to MOLDED PVC BEND RELIEF, GT Cable #SPT-1-18: 18 / 2 Conductors, 2.7 x 5.4 + 0.1 mmmm OD, SPT-1, 105 Deg.C, 300V, BLACK/BLACK WITH EMBOSSED/PRINTED WORDS, Approvals: , 1830mm, GlobTek Black
	Model No. Low voltage cable  Part No./Ordering No. LLPST11M800SR(R)  Rev A1

CUSTOMIZED LENGTHS, COLORS, CABLE TYPES, TERMINATIONS/PLUGS/RECEPTACLES AVAILABLE UPON REQUEST. ADDITIONAL PLUG OPTIONS ARE AVAILABLE AT <https://www.globtek.com/connectors/> STANDARD PLUGS AND CONNECTORS CAN BE SEEN ONLINE AT <https://www.globtek.com/connectors/> ACTUAL CONNECTORS, OVERMOLDS, FERRITES MAY VARY SLIGHTLY FROM THE PICTURE BELOW DIMENSIONS ARE IN MM UNLESS SPECIFIED OTHERWISE

END A



END B

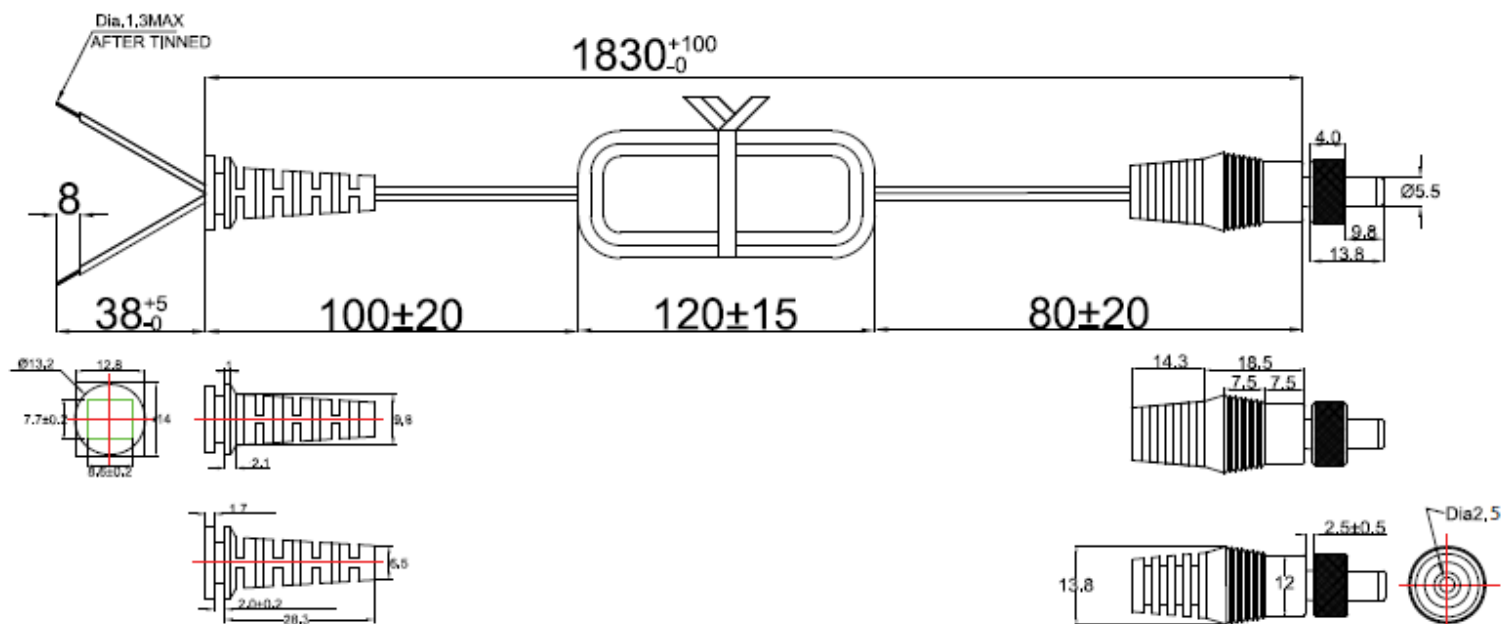


Mates with Switchcraft® Jack 712A, 712RA

GlobTek, Inc. www.globtek.com 186 Veterans Drive, Northvale, NJ 07647 Tel. (201) 784-1000 Fax (201) 784-0111	Drawing Title: LOCKING FEMALE BARREL 2.5 mm ID W/4.0 mm THUMB SCREW AND 9.8MM EXPOSED to MOLDED PVC BEND RELIEF, GT Cable #SPT-1-18: 18 / 2 Conductors, 2.7 x 5.4 + 0.1 mmm OD, SPT-1, 105 Deg.C, 300V, BLACK/BLACK WITH EMBOSSED/PRINTED WORDS, Approvals: , 1830mm, GlobTek Black
	Model No. Low voltage cable  Part No./Ordering No. LLPSPT11M800SR(R)  Rev A1

CUSTOMIZED LENGTHS, COLORS, CABLE TYPES, TERMINATIONS/PLUGS/RECEPTACLES AVAILABLE UPON REQUEST. ADDITIONAL PLUG OPTIONS ARE AVAILABLE AT <https://www.globtek.com/connectors/> STANDARD PLUGS AND CONNECTORS CAN BE SEEN ONLINE AT <https://www.globtek.com/connectors/> ACTUAL CONNECTORS, OVERMOLDS, FERRITES MAY VARY SLIGHTLY FROM THE PICTURE BELOW DIMENSIONS ARE IN MM UNLESS SPECIFIED OTHERWISE

## CABLE IMAGE




## PROPRIETARY INFORMATION

PROPRIETARY OF GLOBTEK, INC. ANY REPRODUCTION, DISCLOSURE OR USE OF THIS DRAWING, IN WHOLE OR IN PART, IS HEREBY PROHIBITED EXCEPT AS SPECIFIED IN WRITING BY GLOBTEK, INC. © GlobTek, Inc. 2017 - 2022

quest /09/06/2022 8:57:34 AM

GlobTek, Inc. www.globtek.com 186 Veterans Drive, Northvale, NJ 07647 Tel. (201) 784-1000 Fax (201) 784-0111	Drawing Title: LOCKING FEMALE BARREL 2.5 mm ID W/4.0 mm THUMB SCREW AND 9.8MM EXPOSED to MOLDED PVC BEND RELIEF, GT Cable #SPT-1-18: 18 / 2 Conductors, 2.7 x 5.4 + 0.1 mmmm OD, SPT-1, 105 Deg.C, 300V, BLACK/BLACK WITH EMBOSSED/PRINTED WORDS, Approvals: , 1830mm, GlobTek Black	
	Model No. Low voltage cable	
	Part No./Ordering No. LLPSPT11M800SR(R)	Rev A1

CUSTOMIZED LENGTHS, COLORS, CABLE TYPES, TERMINATIONS/PLUGS/RECEPTACLES AVAILABLE UPON REQUEST. ADDITIONAL PLUG OPTIONS ARE AVAILABLE AT <https://www.globtek.com/connectors/> STANDARD PLUGS AND CONNECTORS CAN BE SEEN ONLINE AT <https://www.globtek.com/connectors/> ACTUAL CONNECTORS, OVERMOLDS, FERRITES MAY VARY SLIGHTLY FROM THE PICTURE BELOW DIMENSIONS ARE IN MM UNLESS SPECIFIED OTHERWISE

End A Code:LLP-4 Description:LOCKING FEMALE BARREL 2.5 mm ID W/4.0 mm THUMB SCREW AND 9.8MM EXPOSED Rating (V):54 Rating (A):5.0 Gender:Female Overmolded:Yes	Cable Code:SPT-1-18 Description:GT Cable #SPT-1-18: 18 / 2 Conductors, 2.7 x 5.4 + 0.1 mmmm OD, SPT-1, 105 Deg.C, 300V, BLACK/BLACK WITH EMBOSSED/PRINTED WORDS, Approvals: Color:GlobTek Black Wire Gauge(AWG):18 Cond:2 Type:SPT-1 Temperature:105° C Amps: Volts:300 OD:2.7 x 5.4 + 0.1 mm ConductorsColors:BLACK/BLACK WITH EMBOSSED/PRINTED WORDS	End B Code:SR-1089-38/8 Description:MOLDED PVC BEND RELIEF Rating (V): Rating (A): Gender:Male Overmolded:Yes
Overall cable rating:5A/54V		
Plug Approvals	Cable Approvals	Connector Approvals
<div><div>UL for Power Cords</div></div>		
AGENCY ONLINE DOCUMENTS	<a href="http://en.globtek.com/cordsets/">http://en.globtek.com/cordsets/</a>	
RoHS/RoHS3 Declaration	<a href="https://www.globtek.com/pdf/rohs_cert/01ta00000089rxAAA">https://www.globtek.com/pdf/rohs_cert/01ta00000089rxAAA</a>	
REACH Declaration	<a href="https://www.globtek.com/pdf/iso_certificates/REACH.pdf">https://www.globtek.com/pdf/iso_certificates/REACH.pdf</a>	
Conflict Minerals Declaration	<a href="https://www.globtek.com/pdf/conflict-minerals.pdf">https://www.globtek.com/pdf/conflict-minerals.pdf</a>	
Prop 65 Statement	<a href="https://en.globtek.com/prop-65-statement.pdf">https://en.globtek.com/prop-65-statement.pdf</a>	
CE.UKCA.Cord	<a href="https://globtek.secure.force.com/spec/ec_decl_product_model_family_incl_cord?id=01ta00000089rx">https://globtek.secure.force.com/spec/ec_decl_product_model_family_incl_cord?id=01ta00000089rx</a>	
IPXY rating is based on 3rd party testing and customers should check suitability and test system level IPXY rating before ordering.		

#### PROPRIETARY INFORMATION

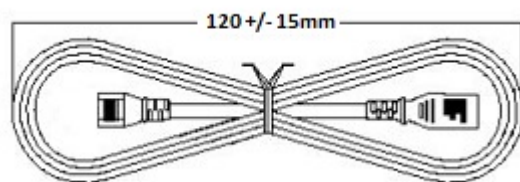
PROPRIETARY OF GLOBTEK, INC. ANY REPRODUCTION, DISCLOSURE OR USE OF THIS DRAWING, IN WHOLE OR IN PART, IS HEREBY PROHIBITED EXCEPT AS SPECIFIED IN WRITING BY GLOBTEK, INC. © GlobTek, Inc. 2017 - 2022

quest /09/06/2022 8:57:34 AM

GlobTek, Inc. www.globtek.com 186 Veterans Drive, Northvale, NJ 07647 Tel. (201) 784-1000 Fax (201) 784-0111	Drawing Title: LOCKING FEMALE BARREL 2.5 mm ID W/4.0 mm THUMB SCREW AND 9.8MM EXPOSED to MOLDED PVC BEND RELIEF, GT Cable #SPT-1-18: 18 / 2 Conductors, 2.7 x 5.4 + 0.1 mmmm OD, SPT-1, 105 Deg.C, 300V, BLACK/BLACK WITH EMBOSSED/PRINTED WORDS, Approvals: , 1830mm, GlobTek Black		
	Model No. Low voltage cable		
	<table border="1"> <tr> <td data-bbox="304 204 1689 295">Part No./Ordering No. LLPSPT11M800SR(R)</td><td data-bbox="1689 204 1923 295">Rev A1</td></tr> </table>	Part No./Ordering No. LLPSPT11M800SR(R)	Rev A1
Part No./Ordering No. LLPSPT11M800SR(R)	Rev A1		

CUSTOMIZED LENGTHS, COLORS, CABLE TYPES, TERMINATIONS/PLUGS/RECEPTACLES AVAILABLE UPON REQUEST. ADDITIONAL PLUG OPTIONS ARE AVAILABLE AT <https://www.globtek.com/connectors/> STANDARD PLUGS AND CONNECTORS CAN BE SEEN ONLINE AT <https://www.globtek.com/connectors/> ACTUAL CONNECTORS, OVERMOLDS, FERRITES MAY VARY SLIGHTLY FROM THE PICTURE BELOW DIMENSIONS ARE IN MM UNLESS SPECIFIED OTHERWISE

Hanking:120MM hank  
Description:120 +/-15mm hank  
Image:



Notes/Modifications/Customizations (notes in this section supersede the values shown in the standard spec):