SMB Cable Assemblies
RF179

SERIES	END 1 CONNECTOR	END 2 CONNECTOR	OVERALL LENGTH
RF179 = RG 179 Cable	**–77SP1** = 75 Ω SMB Straight Plug **–77RP1** = 75 Ω SMB Right-angle Plug		**–"XXXX"** = Overall Length in millimeters –0100 (100 mm) 3.94" minimum

ALSO AVAILABLE

75 Ω: DIN 1.0/2.3, BNC, MCX, MMCX = RF179

SMB Cable Connectors
SMB7H-CA

Supplied with pins and ferrules.
See website for dimensions

CONNECTORS FOR INDUSTRY STANDARD CABLES	
SMB7H -P-C-H-ST-CA3	RG 179 Cable
SMB7H-P-C-HF-RA-CA3	RG 179 Cable

P-C = Cable Plug
H or HF = Plating (30 µ" Gold center contact, 3 µ" Gold outer contact)
ST = Straight
RA = Right-angle

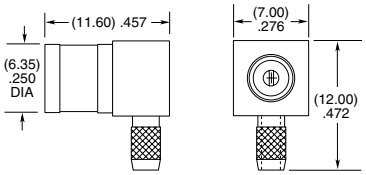

-P-RA

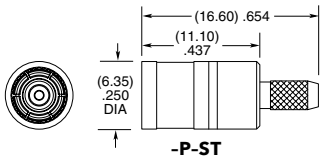

-P-ST

SMB Board Connectors
SMB7H-TH, SMB7H-EM

Cable Mates:
RF179, GRF7H-C



SMB7H	GENDER	TYPE	PLATING	ORIENTATION	TERMINATION
	–J = Jack	**–P** = PCB Mount	**–H** = 30 µ" (0.76 µm) Gold center contact, 3 µ" (0.08 µm) Gold outer contact	**–ST** = Straight **–RA** = Right-angle	**–TH1** = Through-hole ((0.90 mm) .035" DIA Signal Pin) **–TH2** = Through-hole ((0.51 mm) .020" DIA Signal Pin) (–ST only) **–EM1** = Edge Mount (–ST only)

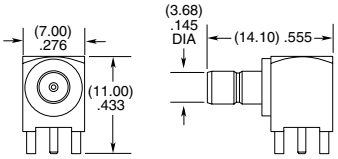

-RA-TH1

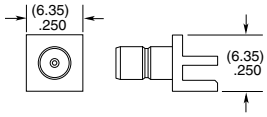

-ST-EM1

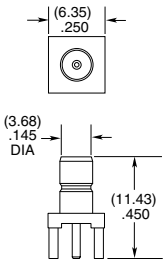

-ST-TH1 & -ST-TH2

Note:
Additional plating options available on Cable Assemblies, Cable Connectors and Board Connectors. Contact RFGroup@samtec.com

Unless otherwise approved in writing by Samtec, all parts and components are designed and built according to Samtec's specifications which are subject to change without notice.