PART NO	ENGINEERING NO.	FINISHED LENGTH
1300100519	114020A01F030	3FT [0.9M]
1300100525	114020A01F060	6FT [1M 32 IN]
1300100533	114020A01F120	12FT [3M 26 IN]
1300100541	114020A01F200	20FT [6M 4 IN]

(B)

(B) PART NUMBER LEGEND

114020A01F030

FINISHED LENGTH
F010 = 1 FEET
F100 = 10 FEET
F300 = 30 FEET

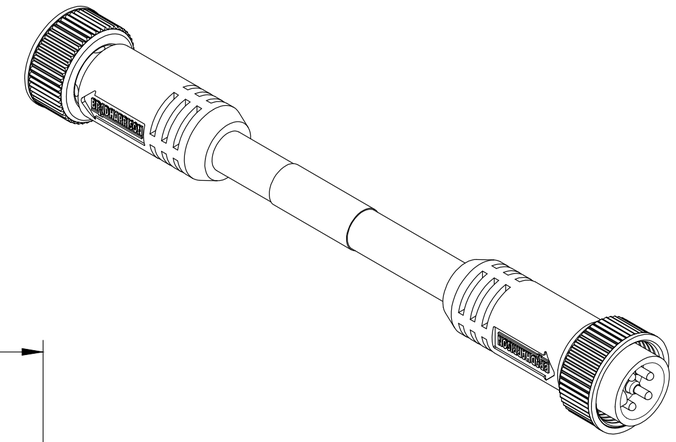

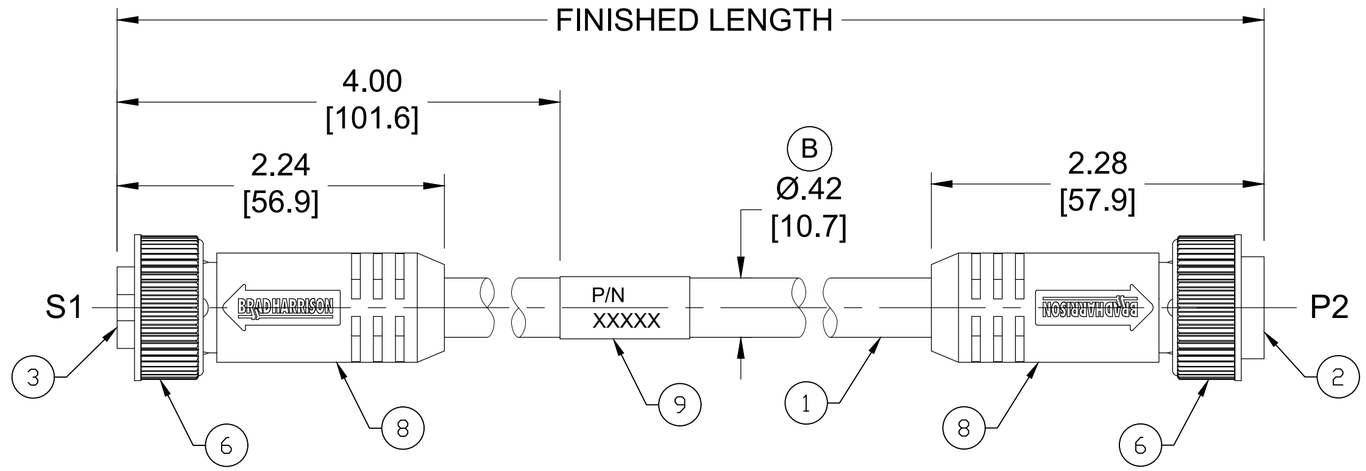

NOTES:
1. MATERIAL: AS NOTED
2. FINISH: AS NOTED
3. ELECTRICAL: (B)
   VOLTAGE: 483V PER IEC60664
   600V PER UL2238
   CURRENT: 10A
4. TEMP RATING: -20° TO +105°C
5. PROTECTION: IP67 (WHEN MATED)
6. COUPLING THREAD: 7/8"-16UN
7. UL RECOGNIZED FILE: E152210
   CSA CERTIFIED FILE: LR6837 (B)
8. ALL DIMENSIONS ARE FOR REFERENCE
   UNLESS TOLERANCED OR NOTED OTHERWISE

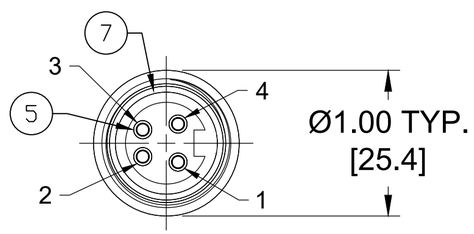

FEMALE FACE VIEW

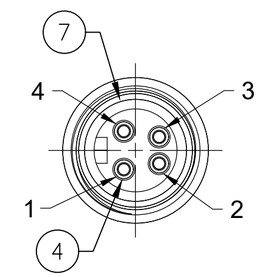

MALE FACE VIEW

9	WRAP LABEL	VINYL	BLACK/YELLOW	(B)
8	OVERMOLD	TPE	YELLOW	(B)
7	FRICTION RING	NYLON	WHITE	
6	COUPLING NUT	ZINC DIE CAST	BLACK-E-COAT	
5	CONTACT SOCKET	BRASS	GOLD OVER NICKEL	
4	CONTACT PIN	BRASS	GOLD OVER NICKEL	
3	FEMALE INSERT	TPE	YELLOW	(B)
2	MALE INSERT	TPE	YELLOW	(B)
1	CABLE #16 AWG, STOOW/ST	PVC JACKET	YELLOW	
ITEM	**COMPONENT**	**MATERIAL**	**FINISH**	

S1 — P2

S1		P2
1	BLACK	1
2	WHITE	2
3	RED	3
4	GREEN/YELLOW - GND	4

WIRING DIAGRAM

(B)

CABLE LENGTH TOLERANCES
<.3M [1FT]: +19mm-0 [+.75in-0]
.3 - .9M [1 - 3FT]: +44.5mm-0 [+1.75in-0]
.9 - 1.8M [3 - 6FT]: +55.6mm-0 [+2.19in-0]
1.8 - 3.7M [6 - 12FT: +88.9mm-0 [+3.50in-0]
3.7 - 7.3M [12 - 24FT]: +165.1mm-0 [+6.50in-0]
7.3-14.6M [24 - 48FT]: +317.5mm-0 [+12.50in-0]
14.6 - 30.5M [48-100FT]: +622.3mm-0 [+24.50in-0]
OVER 30M [100FT] +2% OF FINISHED LENGTH

THIS DRAWING CONTAINS INFORMATION THAT IS PROPRIETARY TO MOLEX ELECTRONIC TECHNOLOGIES, LLC AND SHOULD NOT BE USED WITHOUT WRITTEN PERMISSION

FUNCTIONAL SYMBOLS: FA=0, FC=0, FP=0
DIVISIONAL SYMBOLS

DIMENSION UNITS: INCH/MM
SCALE: NTS

GENERAL TOLERANCES (UNLESS SPECIFIED)

	mm	INCH
4 PLACES	±----	±----
3 PLACES	±----	±----
2 PLACES	±----	±----
1 PLACE	±----	±----
0 PLACES	±----	±----
ANGULAR TOL ± ---- °		

DRAFT WHERE APPLICABLE MUST REMAIN WITHIN DIMENSIONS

CURRENT REV DESC: ITEM# 2, 3 & 8 WERE PVC. ITEM # 9 WAS MYLAR. SOCKET & SLEEVE AS ITEM #5. ADDED UL, CSA, CABLE DIA, IEC VOLTAGE, PN LEGEND & TOL CHART. MODIFIED PN CHART

EC NO: 698916
DRWN: ABENJAMINLW 2021/05/24
CHK'D: RSTONE 2022/03/09
APPR: BWOODMAN 2022/03/11

INITIAL REVISION:
DRWN: LHARTMAN 2009/08/10
APPR: JFMURPHY 2009/08/14

THIRD ANGLE PROJECTION | DRAWING: C-SIZE | SERIES: 130010

molex

MINI-CHANGE CORDSET, A-SIZE
4-POLE, MALE-FEMALE, STRAIGHT, SINGLE KEY, #16 AWG

PRODUCT CUSTOMER DRAWING

DOCUMENT NUMBER	DOC TYPE	DOC PART	REVISION
SD-130010-005	PSD	001	B

MATERIAL NUMBER	CUSTOMER	SHEET NUMBER
SEE CHART	GENERAL MARKET	1 OF 1

DOCUMENT STATUS	P1	RELEASE DATE	2022/03/11 14:29:43

FORMAT: IN-CAD-tb-prod-C
REVISION: B
DATE: 2020/01/14