

GlobTek, Inc. www.globtek.com 186 Veterans Drive, Northvale, NJ 07647 Tel. (201) 784-1000 Fax (201) 784-0111	Drawing Title: GTD93035H6013.2-F, ICT/ITE Power Supply, Efficiency Level: N/A, Case Color/Style: Metal, Enclosed-Metal, DC-DC, Input Rating: 50-150 Vdc, Terminal Block 3 Conductor , Output Rating: 60W, 13.2V@4.54A, Output Configuration: N/A mm, N/A/3 Cond, PCB Mounted, 5.08mm pitch 3 position, Ferrite: None, N/A, GT Cord # C0751, Pin Out: Marked Terminal Block (+V), Blades/Input Cord: Not Applicable, Approvals: IRAM; UKCA; S-Mark 62368; India BIS; cETLus 62368-1; CB 62368; S-Mark 60950; CE; FCC; IP54; Salt Mist; Vibration Shock Bump; Saudi; South Africa; cETLus; AS/NZS; RCM; CU Kazakhstan; CCC; NOM; South Africa; Malaysia (pending); CB 60950; Model No. GTD93035H6013.2-F Part No./Ordering No. GTD93035H6013.2-F(R)
	Rev I1

In Addition to GlobTek Inc.'s renewed ISO9001:2015 - Quality Management System Certification, GlobTek Inc. is now certified to:

ISO13485:2016 - Medical Devices Quality Management System Certification
ISO14001:2015 - Environmental Management System Certification

ISO Certificates are available online at <https://www.globtek.com/iso-certificates/>

The acceptance of this specification and use of the product described in this document indicates the acceptance and binding of the customer to Globtek TERMS AND CONDITIONS (attached to the end of this document), which supersede all other agreements, terms, and conditions (<https://en.globtek.com/terms-and-conditions/>).

The purchaser of this product (Customer) agrees that it is their sole responsibility to determine suitability/fitness of the product described in this specification for their application and to take precautions for protection against any hazards attendant to the handling and use of the product.

Footnote:

GlobTek Inc. will not be liable for the safety and performance of these power supplies/battery packs if unauthorized access and repair occurs. End user should consult applicable UL, CSA or EN standards for proper installation instruction.

Limitation of Use:

GlobTek products are intended for use with commercial, medical, and/or industrial equipment only. GlobTek product are not authorized for use as mission critical components in life support hazardous environment, nuclear or aircraft applications without prior written approval from the CEO of GlobTek Inc.

Contents of this document are subject to change without prior notice.

Customer Approval of Specification:

Please approve, sign and send back to GlobTek so we can complete order processing.
A delay in receipt of this form will delay delivery schedule.

Company Name:	Customer P/N:
Quote Number:	Date:
Authorized Representative Name:	Authorized Representative Signature:

GlobTek, Inc. www.globtek.com 186 Veterans Drive, Northvale, NJ 07647 Tel. (201) 784-1000 Fax (201) 784-0111	Drawing Title: GTD93035H6013.2-F, ICT/ITE Power Supply, Efficiency Level: N/A, Case Color/Style: Metal, Enclosed-Metal, DC-DC, Input Rating: 50-150 Vdc, Terminal Block 3 Conductor , Output Rating: 60W, 13.2V@4.54A, Output Configuration: N/A mm, N/A/3 Cond, PCB Mounted, 5.08mm pitch 3 position, Ferrite: None, N/A, GT Cord # C0751, Pin Out: Marked Terminal Block (+V), Blades/Input Cord: Not Applicable, Approvals: IRAM; UKCA; S-Mark 62368; India BIS; cETLus 62368-1; CB 62368; S-Mark 60950; CE; FCC; IP54; Salt Mist; Vibration Shock Bump; Saudi; South Africa; cETLus; AS/NZS; RCM; CU Kazakhstan; CCC; NOM; South Africa; Malaysia (pending); CB 60950;		
	Model No. GTD93035H6013.2-F		
	Part No./Ordering No. GTD93035H6013.2-F(R)		Rev I1

REVISION HISTORY

REV	DESCRIPTION	SUB	DATE	APPROVED
I1	Update packing: Q-ty to19 pcs, master carton dimensions to 465*415*225 mm, GW to 25.5 kg	QA	08/05/2021	QA
I	Update main label on the unit, add BIS label to the gift box, update packing drawing	QA	08/03/2021	QA
H	Change the output connector back to 3 pin style as customer H requires	gyang	01/10/2017	QA
G	Update the output connector to 2 pin style	gyang	11/21/2016	QA
F	Update label drawing according to H/W version	lwang	04/01/2014	QA
E	Update O/P cord from TB2 to TB3, correct enclosure size from 180*95*53 mm to 189*95*53 mm	lwang	01/16/2014	QA
D	Initial Release	lwang	01/15/2014	QA
C	Update enclosure drawing	QA	12/27/2013	QA
A	Preliminary	eSea	04/19/2013	ES
B	revised P/N	eSea	04/19/2013	ES

POWER SUPPLY INFORMATION

TYPE:	Enclosed-Metal
TECHNOLOGY:	DC-DC
CASE COLOR:	Metal
NAMEPLATE RATED INPUT:	50-150 Vdc, 2.0 A
INPUT CONFIG:	Terminal Block 3 Conductor
WATTS:	60.0
VOLTS OUT:	13.2
CURRENT OUT (Amps):	4.54
BLADE/CORD INCLUDED:	N/A Not Applicable
BLADE/CORD INSTALLED:	N/A :Not Applicable
INGRESS PROTECTION:	
GROUNDING CONFIGURATION:	(F1) Class II / Double Insulated
EFFICIENCY LEVEL:	N/A
OUTPUT CONFIGURATION:	N/A mm, N/A/3 Cond, PCB Mounted, 5.08mm pitch 3 position, Ferrite: None, N/A, GT Cord # C0751
CONNECTOR PIN OUT:	Marked Terminal Block (+V)
LABEL SPECS:	GTD93035H6013.2-F(R),L-1314
SPECIAL BARCODE LABEL MATERIAL:	No
PACK SPEC:	GTD93035H6013.2-F(R)
USER MANUAL:	

PROPRIETARY INFORMATION

PROPRIETARY OF GLOBTEK, INC. ANY REPRODUCTION, DISCLOSURE OR USE OF THIS DRAWING, IN WHOLE OR IN PART, IS HEREBY PROHIBITED EXCEPT AS SPECIFIED IN

WRITING BY GLOBTEK, INC. © GlobTek, Inc. 2013 - 2022

quest /08/31/2022 9:51:49 AM

GlobTek, Inc. www.globtek.com 186 Veterans Drive, Northvale, NJ 07647 Tel. (201) 784-1000 Fax (201) 784-0111	Drawing Title: GTD93035H6013.2-F, ICT/ITE Power Supply, Efficiency Level: N/A, Case Color/Style: Metal, Enclosed-Metal, DC-DC, Input Rating: 50-150 Vdc, Terminal Block 3 Conductor , Output Rating: 60W, 13.2V@4.54A, Output Configuration: N/A mm, N/A/3 Cond, PCB Mounted, 5.08mm pitch 3 position, Ferrite: None, N/A, GT Cord # C0751, Pin Out: Marked Terminal Block (+V), Blades/Input Cord: Not Applicable, Approvals: IRAM; UKCA; S-Mark 62368; India BIS; cETLus 62368-1; CB 62368; S-Mark 60950; CE; FCC; IP54; Salt Mist; Vibration Shock Bump; Saudi; South Africa; cETLus; AS/NZS; RCM; CU Kazakhstan; CCC; NOM; South Africa; Malaysia (pending); CB 60950; Model No. GTD93035H6013.2-F Part No./Ordering No. GTD93035H6013.2-F(R)
	Rev I1

Notes/Modifications/Customizations (notes in this section supersede the values shown in the standard spec):
DIMENSIONS ARE IN MM UNLESS SPECIFIED OTHERWISE.

Safety Approval Pending (must be designed to meet)

1.00) EMC/EMI

--EMI (Emissions) FCC Part 15, subpart B, Class B, EN 55022, Class B (CISPR 22)

--EMC (Immunity) EN 55024:1998; ESD Level-4, Class-A e-mark in accordance with EU Directive 72/245/EEC

2.00) Safety (Standard I.T.E. device)

2.01) UL/cUL/CB 60950-1/ w/ deviations

-CSA C22.2 No. 60950-1, IEC 60950 (will use cUL as equivalent)

2.02) AU + NZ C-Tick + Safety (S3548,Class B (CISPR22),GB9254)

2.03) Brazil-In-Metro

2.04) Mexico-NOM

2.05) Russia-Gost-R

2.06) Saudi Arabia-KSA PCP(SASO)

2.07) South Africa-NRCS (Safety) & SABS (EMC)

2.08) Malaysia-MS Mark

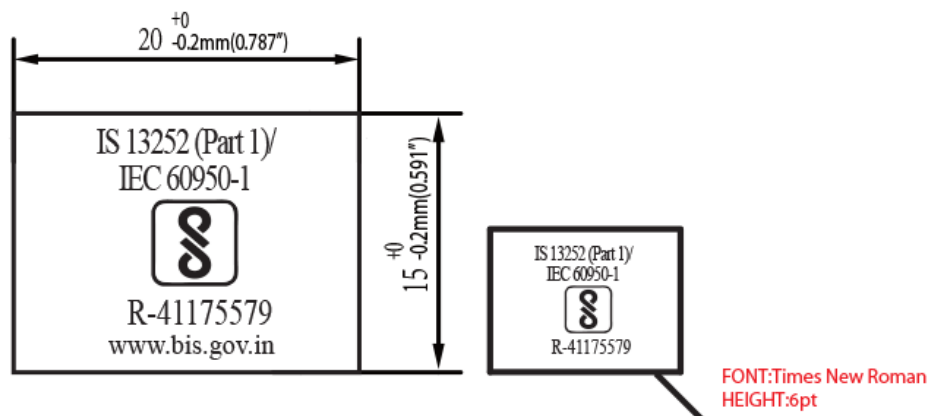
2.09) Argentina- S-Mark

2.10) China-CCC Certification

2.11) Vibration & Bump-IEC 60068-2-64 Fh (Random)/IEC 60068-2-29 Eb

2.12 RoHS & REACH Compliance: The terminal and associated peripherals and accessories will be European Commission directive 2011/65/EU (ROHS),

BIS Label on the gift box:



Black letters on white background, copper paper lamination

GlobTek, Inc. www.globtek.com 186 Veterans Drive, Northvale, NJ 07647 Tel. (201) 784-1000 Fax (201) 784-0111	Drawing Title: GTD93035H6013.2-F, ICT/ITE Power Supply, Efficiency Level: N/A, Case Color/Style: Metal, Enclosed-Metal, DC-DC, Input Rating: 50-150 Vdc, Terminal Block 3 Conductor, Output Rating: 60W, 13.2V@4.54A, Output Configuration: N/A mm, N/A/3 Cond, PCB Mounted, 5.08mm pitch 3 position, Ferrite: None, N/A, GT Cord # C0751, Pin Out: Marked Terminal Block (+V), Blades/Input Cord: Not Applicable, Approvals: IRAM; UKCA; S-Mark 62368; India BIS; cETLus 62368-1; CB 62368; S-Mark 60950; CE; FCC; IP54; Salt Mist; Vibration Shock Bump; Saudi; South Africa; cETLus; AS/NZS; RCM; CU Kazakhstan; CCC; NOM; South Africa; Malaysia (pending); CB 60950;
Model No. GTD93035H6013.2-F	Part No./Ordering No. GTD93035H6013.2-F(R)
Rev I1	

ELECTRICAL SPECIFICATIONS

A) ELECTRICAL SPECIFICATIONS:

1. Input Voltage: 50-150 Vdc
2. Output Regulation: +/- 1% measured at the output connector
3. Line Voltage Regulation: +/- 1% typical measured at full load
4. Output Ripple (Vp-p): 132 mV maximum, measured at 20 MHz bandwidth with 0.1 uF ceramic capacitor in parallel with 10 uF electrolytic capacitor connected at the end of the output connector at nominal line
5. Turn-ON/OFF Overshoot: 5% maximum, 500uS typical recovery time for 25% to 50% step load
6. Turn-ON Delay: 3 Seconds, maximum @ full load, nominal line
7. Hold-Up Time: 5mS typical @ nominal input voltage and full load
8. Inrush Current: 50A maximum cold start @ 50Vdc input
9. Switching Frequency: 150 KHz typical
10. Efficiency: >80% minimum at full load, nominal line
11. Transient Response: 200uS to +/-1.5% max value @ 25% load step

B) PROTECTION

1. Over-Voltage: Protected latch type, input recycling required to recover
2. Short Circuit: Hiccup with auto recovery
3. Over-load: Hiccup with auto recovery
4. Input Protection: Input line and neutral fusing
5. Reverse Polarity Protection: Yes

C) SAFETY

1. Dielectric Withstand Voltage: 1600 Vdc from primary to secondary, primary to chassis, secondary to chassis

D) OTHER:

1. MTBF: 200,000 Hours @ 25°C ambient temperature
2. Operating Temperature: -30°C to 50°C ambient temperature
3. Humidity: 5% to 85% relative humidity
4. Storage Temperature: -40°C to 85°C
5. Cooling: Convection

E) ENCLOSURE

1. Housing: Rugged, vehicle mounted. Vibration, shock, contamination, water resistant. Aluminum
2. Size: 189*95*53mm
3. Markings: Label
4. Vibration: IEC 60068-2-64 Fh (Random)
5. Bump: IEC 60068-2-29 Eb
6. Waterproof: Not required. However, it should be water-resistant. Recommended IEC 60068-2-52
7. Contamination: Resistant to chemicals, rust, etc.

PROPRIETARY INFORMATION

PROPRIETARY OF GLOBTEK, INC. ANY REPRODUCTION, DISCLOSURE OR USE OF THIS DRAWING, IN WHOLE OR IN PART, IS HEREBY PROHIBITED EXCEPT AS SPECIFIED IN WRITING BY GLOBTEK, INC. © GlobTek, Inc. 2013 - 2022

GlobTek, Inc. www.globtek.com 186 Veterans Drive, Northvale, NJ 07647 Tel. (201) 784-1000 Fax (201) 784-0111	Drawing Title: GTD93035H6013.2-F, ICT/ITE Power Supply, Efficiency Level: N/A, Case Color/Style: Metal, Enclosed-Metal, DC-DC, Input Rating: 50-150 Vdc, Terminal Block 3 Conductor , Output Rating: 60W, 13.2V@4.54A, Output Configuration: N/A mm, N/A/3 Cond, PCB Mounted, 5.08mm pitch 3 position, Ferrite: None, N/A, GT Cord # C0751, Pin Out: Marked Terminal Block (+V), Blades/Input Cord: Not Applicable, Approvals: IRAM; UKCA; S-Mark 62368; India BIS; cETLus 62368-1; CB 62368; S-Mark 60950; CE; FCC; IP54; Salt Mist; Vibration Shock Bump; Saudi; South Africa; cETLus; AS/NZS; RCM; CU Kazakhstan; CCC; NOM; South Africa; Malaysia (pending); CB 60950;	
	Model No. GTD93035H6013.2-F	
	Part No./Ordering No. GTD93035H6013.2-F(R)	Rev I1

TO ADDRESS SYSTEM-LEVEL EMI CONCERNS, FERRITE CHOKES/BEADS MAY BE ADDED/REVISED UPON REQUEST. A SAMPLE KIT OF GLOBTEK'S STANDARD FERRITES IS AVAILABLE UNDER GLOBTEK P/N: EMI-MITIGATION-KIT1

FOR ADDITIONAL INFORMATION, PLEASE READ OUR WHITE PAPER AT:


<https://en.globtek.com/technical-articles/ferrite-kit-radiated-emi-suppression-kit-for-globtek-power-supplies-cable-assemblies>

<p>GlobTek, Inc. www.globtek.com 186 Veterans Drive, Northvale, NJ 07647 Tel. (201) 784-1000 Fax (201) 784-0111</p>	<p>Drawing Title: GTD93035H6013.2-F, ICT/ITE Power Supply, Efficiency Level: N/A, Case Color/Style: Metal, Enclosed-Metal, DC-DC, Input Rating: 50-150 Vdc, Terminal Block 3 Conductor , Output Rating: 60W, 13.2V@4.54A, Output Configuration: N/A mm, N/A/3 Cond, PCB Mounted, 5.08mm pitch 3 position, Ferrite: None, N/A, GT Cord # C0751, Pin Out: Marked Terminal Block (+V), Blades/Input Cord: Not Applicable, Approvals: IRAM; UKCA; S-Mark 62368; India BIS; cETLus 62368-1; CB 62368; S-Mark 60950; CE; FCC; IP54; Salt Mist; Vibration Shock Bump; Saudi; South Africa; cETLus; AS/NZS; RCM; CU Kazakhstan; CCC; NOM; South Africa; Malaysia (pending); CB 60950;</p> <tr> <td data-bbox="305 283 1377 319"> Model No. GTD93035H6013.2-F </td><td data-bbox="1377 283 1546 319"></td></tr> <tr> <td data-bbox="305 319 1377 361"> Part No./Ordering No. GTD93035H6013.2-F(R) </td><td data-bbox="1377 319 1546 361"> Rev I1 </td></tr>	Model No. GTD93035H6013.2-F		Part No./Ordering No. GTD93035H6013.2-F(R)	Rev I1
Model No. GTD93035H6013.2-F					
Part No./Ordering No. GTD93035H6013.2-F(R)	Rev I1				

PROPRIETARY INFORMATION
PROPRIETARY OF GLOBTEK, INC. ANY REPRODUCTION, DISCLOSURE OR USE OF THIS DRAWING, IN WHOLE OR IN PART, IS HEREBY PROHIBITED EXCEPT AS SPECIFIED IN WRITING BY GLOBTEK, INC. © GlobTek, Inc. 2013 - 2022
quest /08/31/2022 9:51:49 AM

Page 6 of 16

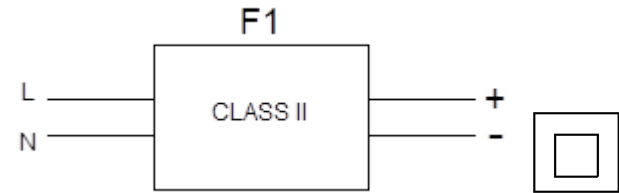
GlobTek, Inc. www.globtek.com 186 Veterans Drive, Northvale, NJ 07647 Tel. (201) 784-1000 Fax (201) 784-0111	Drawing Title: GTD93035H6013.2-F, ICT/ITE Power Supply, Efficiency Level: N/A, Case Color/Style: Metal, Enclosed-Metal, DC-DC, Input Rating: 50-150 Vdc, Terminal Block 3 Conductor , Output Rating: 60W, 13.2V@4.54A, Output Configuration: N/A mm, N/A/3 Cond, PCB Mounted, 5.08mm pitch 3 position, Ferrite: None, N/A, GT Cord # C0751, Pin Out: Marked Terminal Block (+V), Blades/Input Cord: Not Applicable, Approvals: IRAM; UKCA; S-Mark 62368; India BIS; cETLus 62368-1; CB 62368; S-Mark 60950; CE; FCC; IP54; Salt Mist; Vibration Shock Bump; Saudi; South Africa; cETLus; AS/NZS; RCM; CU Kazakhstan; CCC; NOM; South Africa; Malaysia (pending); CB 60950;	
	Model No. GTD93035H6013.2-F	
	Part No./Ordering No. GTD93035H6013.2-F(R)	Rev I1



GlobTek, Inc. www.globtek.com 186 Veterans Drive, Northvale, NJ 07647 Tel. (201) 784-1000 Fax (201) 784-0111	Drawing Title: GTD93035H6013.2-F, ICT/ITE Power Supply, Efficiency Level: N/A, Case Color/Style: Metal, Enclosed-Metal, DC-DC, Input Rating: 50-150 Vdc, Terminal Block 3 Conductor , Output Rating: 60W, 13.2V@4.54A, Output Configuration: N/A mm, N/A/3 Cond, PCB Mounted, 5.08mm pitch 3 position, Ferrite: None, N/A, GT Cord # C0751, Pin Out: Marked Terminal Block (+V), Blades/Input Cord: Not Applicable, Approvals: IRAM; UKCA; S-Mark 62368; India BIS; cETLus 62368-1; CB 62368; S-Mark 60950; CE; FCC; IP54; Salt Mist; Vibration Shock Bump; Saudi; South Africa; cETLus; AS/NZS; RCM; CU Kazakhstan; CCC; NOM; South Africa; Malaysia (pending); CB 60950;	
	Model No. GTD93035H6013.2-F	
	Part No./Ordering No. GTD93035H6013.2-F(R)	Rev I1

INPUT CONFIGURATION

(F1) Class II / Double Insulated



[Alternate grounding configurations](#) available upon request.

Blades/Cord Included:N/A:Not Applicable

Blades/Cord Installed:N/A:Not Applicable

3 Positon Terminal Block

Shanghai Elinker P/N: LG103-5.0

GlobTek, Inc. www.globtek.com 186 Veterans Drive, Northvale, NJ 07647 Tel. (201) 784-1000 Fax (201) 784-0111	Drawing Title: GTD93035H6013.2-F, ICT/ITE Power Supply, Efficiency Level: N/A, Case Color/Style: Metal, Enclosed-Metal, DC-DC, Input Rating: 50-150 Vdc, Terminal Block 3 Conductor , Output Rating: 60W, 13.2V@4.54A, Output Configuration: N/A mm, N/A/3 Cond, PCB Mounted, 5.08mm pitch 3 position, Ferrite: None, N/A, GT Cord # C0751, Pin Out: Marked Terminal Block (+V), Blades/Input Cord: Not Applicable, Approvals: IRAM; UKCA; S-Mark 62368; India BIS; cETLus 62368-1; CB 62368; S-Mark 60950; CE; FCC; IP54; Salt Mist; Vibration Shock Bump; Saudi; South Africa; cETLus; AS/NZS; RCM; CU Kazakhstan; CCC; NOM; South Africa; Malaysia (pending); CB 60950;
Model No. GTD93035H6013.2-F	
Part No./Ordering No. GTD93035H6013.2-F(R)	
Rev I1	

OUTPUT CORD AND CONNECTOR: TB3/C0751

ACTUAL CONNECTORS, OVERMOLDS, FERRITES MAY VARY SLIGHTLY FROM THE PICTURE BELOW

CABLE TYPE	PCB Mounted
CABLE LENGTH (mm)	N/A
CABLE TOLERANCE (mm)	N/A
WIRE GAUGE (AWG)	N/A
CONDUCTORS	3
HANK DIMENSION (mm)	N/A
CABLE / CONNECTOR OVERMOLD COLOR	N/A
FERRITE TYPE / DIMENSION	None
FERRITE # OF TURNS(Definition)	N/A
FERRITE DIMENSION FROM STRAIN RELIEF	N/A
FERRITE DIMENSION FROM PLUG	N/A
PLUG TYPE	5.08mm pitch 3 position
OUTPUT CONNECTOR GENDER	
OVERMOLDED	
OVER MOLD ORIENTATION	N/A
CONNECTOR PIN OUT:	Marked Terminal Block (+V)
ADDITIONAL REQUIREMENTS	

ADDITIONAL OUTPUT PLUG OPTIONS ARE AVAILABLE AT <https://www.globtek.com/connectors/>
STANDARD PLUGS AND CONNECTORS CAN BE SEEN ONLINE AT <https://www.globtek.com/connectors/>
CALCULATE VOLTAGE REGULATION/DROP WITH OUR ONLINE CALCULATOR: <https://en.globtek.com/output-cable-regulation-calculator/>

GlobTek, Inc. www.globtek.com 186 Veterans Drive, Northvale, NJ 07647 Tel. (201) 784-1000 Fax (201) 784-0111	Drawing Title: GTD93035H6013.2-F, ICT/ITE Power Supply, Efficiency Level: N/A, Case Color/Style: Metal, Enclosed-Metal, DC-DC, Input Rating: 50-150 Vdc, Terminal Block 3 Conductor , Output Rating: 60W, 13.2V@4.54A, Output Configuration: N/A mm, N/A/3 Cond, PCB Mounted, 5.08mm pitch 3 position, Ferrite: None, N/A, GT Cord # C0751, Pin Out: Marked Terminal Block (+V), Blades/Input Cord: Not Applicable, Approvals: IRAM; UKCA; S-Mark 62368; India BIS; cETLus 62368-1; CB 62368; S-Mark 60950; CE; FCC; IP54; Salt Mist; Vibration Shock Bump; Saudi; South Africa; cETLus; AS/NZS; RCM; CU Kazakhstan; CCC; NOM; South Africa; Malaysia (pending); CB 60950;
Model No. GTD93035H6013.2-F	Rev I1
Part No./Ordering No. GTD93035H6013.2-F(R)	

OUTPUT CONNECTOR HOOK UP

TO ADDRESS SYSTEM-LEVEL EMI CONCERNS, FERRITE CHOKES/BEADS MAY BE ADDED/REVISED UPON REQUEST. A SAMPLE KIT OF GLOBTEK'S STANDARD FERRITES IS AVAILABLE UNDER GLOBTEK P/N: EMI-MITIGATION-KIT1

FOR ADDITIONAL INFORMATION, PLEASE READ OUR WHITE PAPER AT:

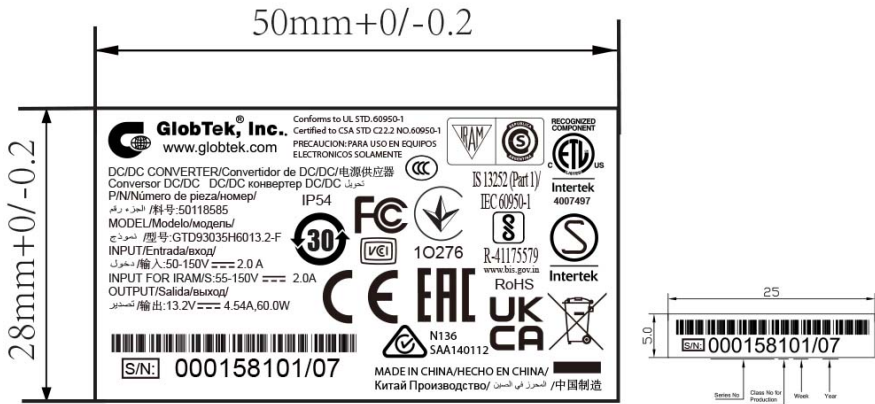
<https://en.globtek.com/technical-articles/ferrite-kit-radiated-emi-suppression-kit-for-globtek-power-supplies-cable-assemblies>

<p>GlobTek, Inc. www.globtek.com 186 Veterans Drive, Northvale, NJ 07647 Tel. (201) 784-1000 Fax (201) 784-0111</p>	<p>Drawing Title: GTD93035H6013.2-F, ICT/ITE Power Supply, Efficiency Level: N/A, Case Color/Style: Metal, Enclosed-Metal, DC-DC, Input Rating: 50-150 Vdc, Terminal Block 3 Conductor , Output Rating: 60W, 13.2V@4.54A, Output Configuration: N/A mm, N/A/3 Cond, PCB Mounted, 5.08mm pitch 3 position, Ferrite: None, N/A, GT Cord # C0751, Pin Out: Marked Terminal Block (+V), Blades/Input Cord: Not Applicable, Approvals: IRAM; UKCA; S-Mark 62368; India BIS; cETLus 62368-1; CB 62368; S-Mark 60950; CE; FCC; IP54; Salt Mist; Vibration Shock Bump; Saudi; South Africa; cETLus; AS/NZS; RCM; CU Kazakhstan; CCC; NOM; South Africa; Malaysia (pending); CB 60950;</p> <p>Model No. GTD93035H6013.2-F</p> <p>Part No./Ordering No. GTD93035H6013.2-F(R)</p> <p>Rev I1</p>
---	--

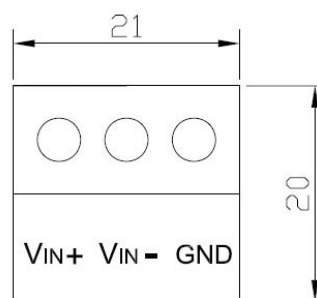
LABEL:L-1314

LABEL P/N:	GTD93035H6013.2-F(R)
MATERIAL:	Flat Thermal Transfer, Imprintable, Polyester Label and/or Pad Printed and/or Molded, and/or Laser Engraved in the case
BACKGROUND COLOR:	Black if housing is Black, White or Silver if housing is White or Gray.
TEXT COLOR:	White or Silver if label is Black Background for Black housing. Black if label is White or Silver background and Housing is White or Gray.
LABEL WIDTH (mm):	44.5
LABEL HEIGHT (mm):	49.5
SPECIAL BARCODE LABEL MATERIAL:	No

Below is the minimum information which will appear on the label. NOTE: in the logo area additional/actual positioning of symbols and text is subjected to change as per agency updates/requirements or additional model approvals become available.

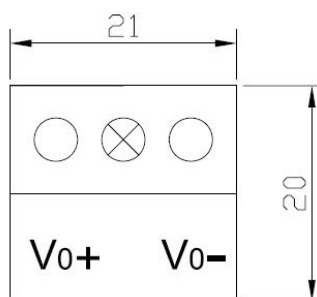


GlobTek, Inc. www.globtek.com 186 Veterans Drive, Northvale, NJ 07647 Tel. (201) 784-1000 Fax (201) 784-0111	Drawing Title: GTD93035H6013.2-F, ICT/ITE Power Supply, Efficiency Level: N/A, Case Color/Style: Metal, Enclosed-Metal, DC-DC, Input Rating: 50-150 Vdc, Terminal Block 3 Conductor, Output Rating: 60W, 13.2V@4.54A, Output Configuration: N/A mm, N/A/3 Cond, PCB Mounted, 5.08mm pitch 3 position, Ferrite: None, N/A, GT Cord # C0751, Pin Out: Marked Terminal Block (+V), Blades/Input Cord: Not Applicable, Approvals: IRAM; UKCA; S-Mark 62368; India BIS; cETLus 62368-1; CB 62368; S-Mark 60950; CE; FCC; IP54; Salt Mist; Vibration Shock Bump; Saudi; South Africa; cETLus; AS/NZS; RCM; CU Kazakhstan; CCC; NOM; South Africa; Malaysia (pending); CB 60950;
Model No. GTD93035H6013.2-F	
Part No./Ordering No. GTD93035H6013.2-F(R)	Rev I1



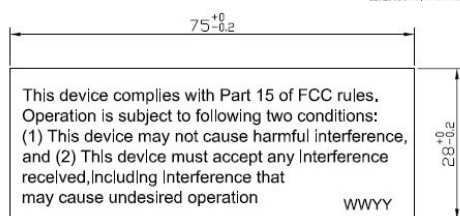
MATERIAL: .007(0.18) THICK FLAT THERMAL TRANSFER IMPRINTABLE SILVER POLYESTER SHEET WITH BLACK NOMENCLATURE, THE LABEL IS GLAZE, AND THE LABEL IS ATTACHED ON THE PLASTIC CASE, MANUFACTURER: STEVEN LABEL MATERIAL LD. NO.2302-03, UL FILE NO.MH12821(N)UL MATERIAL DESIGNATION FILE NO.GHW332RL, OPTIONAL LABEL MATERIAL CAN BE SUBSTITUTED PROVIDING MATERIAL IS UL LISTED AND COMPLIES WITH APPLICABLE SAFETY REQUIREMENTS.

材料: 0.18±0.02mm厚的银色聚酯面, 通过热的平面印刷机, 黑色字体, label表面是上光的表面, label贴在塑料外壳上.
厂商: STEVEN 标签, 材料编号 NO.2302-03, UL认证文件NO.MH12821(N)
指定文档NO.GHW332RL, 任意标签材料可以被取代, 倘若该材料通过UL认证要求



MATERIAL: .007(0.18) THICK FLAT THERMAL TRANSFER IMPRINTABLE SILVER POLYESTER SHEET WITH BLACK NOMENCLATURE, THE LABEL IS GLAZE, AND THE LABEL IS ATTACHED ON THE PLASTIC CASE, MANUFACTURER: STEVEN LABEL MATERIAL LD. NO.2302-03, UL FILE NO.MH12821(N)UL MATERIAL DESIGNATION FILE NO.GHW332RL, OPTIONAL LABEL MATERIAL CAN BE SUBSTITUTED PROVIDING MATERIAL IS UL LISTED AND COMPLIES WITH APPLICABLE SAFETY REQUIREMENTS.

材料: 0.18±0.02mm厚的银色聚酯面, 通过热的平面印刷机, 黑色字体, label表面是上光的表面, label贴在塑料外壳上.
厂商: STEVEN 标签, 材料编号 NO.2302-03, UL认证文件NO.MH12821(N)
指定文档NO.GHW332RL, 任意标签材料可以被取代, 倘若该材料通过UL认证要求



MATERIAL: .007(0.18) THICK FLAT THERMAL TRANSFER IMPRINTABLE SILVER POLYESTER SHEET WITH BLACK NOMENCLATURE, THE LABEL IS GLAZE, AND THE LABEL IS ATTACHED ON THE PLASTIC CASE, MANUFACTURER: STEVEN LABEL MATERIAL LD. NO.2302-03, UL FILE NO.MH12821(N)UL MATERIAL DESIGNATION FILE NO.GHW332RL, OPTIONAL LABEL MATERIAL CAN BE SUBSTITUTED PROVIDING MATERIAL IS UL LISTED AND COMPLIES WITH APPLICABLE SAFETY REQUIREMENTS.

材料: 0.18±0.02mm厚的银色聚酯面, 通过热的平面印刷机, 黑色字体, label表面是上光的表面, label贴在塑料外壳上.
厂商: STEVEN 标签, 材料编号 NO.2302-03, UL认证文件NO.MH12821(N)
指定文档NO.GHW332RL, 任意标签材料可以被取代, 倘若该材料通过UL认证要求

A=ICT/ITE Power Supply
B=P/N: (料号) GTD93035H6013.2-F(R)
C=Model (型号) GTD93035H6013.2-F
D=Input (输入) 50-150 Vdc, 2.0 A
E=Output (输出) 13.2 V \equiv 4.54 A, 60.0W

PROPRIETARY INFORMATION

PROPRIETARY OF GLOBTEK, INC. ANY REPRODUCTION, DISCLOSURE OR USE OF THIS DRAWING, IN WHOLE OR IN PART, IS HEREBY PROHIBITED EXCEPT AS SPECIFIED IN Page 12 of 16
WRITING BY GLOBTEK, INC. © GlobTek, Inc. 2013 - 2022
quest /08/31/2022 9:51:49 AM

GlobTek, Inc. www.globtek.com 186 Veterans Drive, Northvale, NJ 07647 Tel. (201) 784-1000 Fax (201) 784-0111	Drawing Title: GTD93035H6013.2-F, ICT/ITE Power Supply, Efficiency Level: N/A, Case Color/Style: Metal, Enclosed-Metal, DC-DC, Input Rating: 50-150 Vdc, Terminal Block 3 Conductor , Output Rating: 60W, 13.2V@4.54A, Output Configuration: N/A mm, N/A/3 Cond, PCB Mounted, 5.08mm pitch 3 position, Ferrite: None, N/A, GT Cord # C0751, Pin Out: Marked Terminal Block (+V), Blades/Input Cord: Not Applicable, Approvals: IRAM; UKCA; S-Mark 62368; India BIS; cETLus 62368-1; CB 62368; S-Mark 60950; CE; FCC; IP54; Salt Mist; Vibration Shock Bump; Saudi; South Africa; cETLus; AS/NZS; RCM; CU Kazakhstan; CCC; NOM; South Africa; Malaysia (pending); CB 60950;
	Model No. GTD93035H6013.2-F
	Part No./Ordering No. GTD93035H6013.2-F(R)
	Rev I1

AGENCY ONLINE DOCUMENTS	http://www.globtek.info/certs/GTD93035/
CE EC-Declaration for Medical	Contact GlobTek for more information
CE EC-Declaration for Industrial/Commercial/ITE	http://globtek.force.com/models/ec_declaration_product?id=01ta0000003eOBY&i=3
CE EC-Declaration for Household	Contact GlobTek for more information
UKCA-Declaration for Medical	Contact GlobTek for more information
UKCA-Declaration for Industrial/Commercial/ITE	http://globtek.force.com/models/ukca_declaration_product?id=01ta0000003eOBY&i=3
UKCA-Declaration for Household	Contact GlobTek for more information
Morocco SDoC Declaration	https://globtek.secure.force.com/models/Morocco_SDoC_Declaration?id=a00a000000C2XIkEAF
RoHS/RoHS3 Declaration	https://www.globtek.com/pdf/rohs_cert/01ta0000003eOBYAA2
REACH Declaration	https://www.globtek.com/pdf/iso_certificates/REACH.pdf
Conflict Minerals Declaration	https://www.globtek.com/pdf/conflict-minerals.pdf
Prop 65 Statement	https://en.globtek.com/prop-65-statement.pdf
IPXY rating is based on 3rd party testing and customers should check suitability and test system level IPXY rating before ordering.	

Regulatory Certifications/Label Markings

Below follows a link to the latest regulatory certifications and marks for this specific product. National standards as well as certification schemes are constantly changing and so is the set of certification marks and symbols applicable to this product. Various standards, marks and symbols, and certificates are subject to change at any time without notice.

Additional standards or unique country certifications are available upon request. Please contact Globtek to request a quotation.

LATEST PRODUCT/MODEL CERTIFICATIONS: <https://www.globtek.com/datasheet/w70765>

AGENCY ONLINE DOCUMENTS: <http://www.globtek.info/certs/GTD93035/>



(F1) Class II / Double Insulated

TBA Marked Terminal Block (+V)

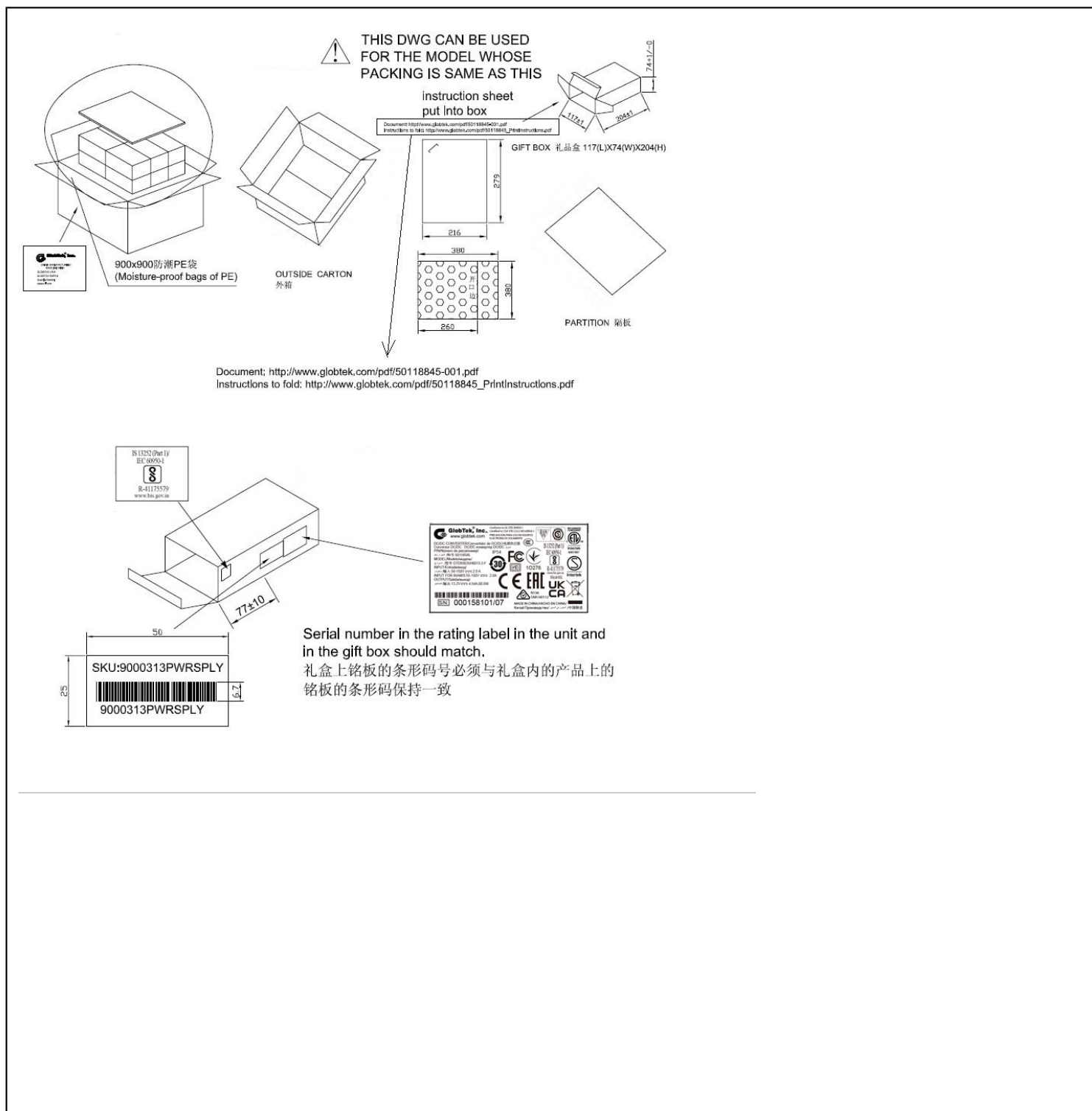
GlobTek, Inc. www.globtek.com 186 Veterans Drive, Northvale, NJ 07647 Tel. (201) 784-1000 Fax (201) 784-0111	Drawing Title: GTD93035H6013.2-F, ICT/ITE Power Supply, Efficiency Level: N/A, Case Color/Style: Metal, Enclosed-Metal, DC-DC, Input Rating: 50-150 Vdc, Terminal Block 3 Conductor , Output Rating: 60W, 13.2V@4.54A, Output Configuration: N/A mm, N/A/3 Cond, PCB Mounted, 5.08mm pitch 3 position, Ferrite: None, N/A, GT Cord # C0751, Pin Out: Marked Terminal Block (+V), Blades/Input Cord: Not Applicable, Approvals: IRAM; UKCA; S-Mark 62368; India BIS; cETLus 62368-1; CB 62368; S-Mark 60950; CE; FCC; IP54; Salt Mist; Vibration Shock Bump; Saudi; South Africa; cETLus; AS/NZS; RCM; CU Kazakhstan; CCC; NOM; South Africa; Malaysia (pending); CB 60950;	
	Model No. GTD93035H6013.2-F	
	Part No./Ordering No. GTD93035H6013.2-F(R)	Rev I1

PACKAGING

Packing Spec P/N:	GTD93035H6013.2-F(R)
Box Qty:	19
Gift Box Size (mm):	204*117*74
Gift Box Color:	White
Master Carton Size (mm):	465 x 415 x 225
Master Carton Cubic Volume (m³):	0.04
Master GW (Kg):	25.5 kg
BLADES INCLUDED:	N/A: Not Applicable
BLADE/CORD INSTALLED:	N/A: Not Applicable
USER MANUAL*:	
USER MANUAL WEB LINK:	

* This specification sheet is considered the user manual for all applications. It is expected that the buyer of this product will use it to formulate their own user manual for their end product and a user manual specifically for the power adapter is not usually required. If a user manual is not specifically listed above then none will be provided with this unit.

<p>GlobTek, Inc. www.globtek.com 186 Veterans Drive, Northvale, NJ 07647 Tel. (201) 784-1000 Fax (201) 784-0111</p>	<p>Drawing Title: GTD93035H6013.2-F, ICT/ITE Power Supply, Efficiency Level: N/A, Case Color/Style: Metal, Enclosed-Metal, DC-DC, Input Rating: 50-150 Vdc, Terminal Block 3 Conductor, Output Rating: 60W, 13.2V@4.54A, Output Configuration: N/A mm, N/A/3 Cond, PCB Mounted, 5.08mm pitch 3 position, Ferrite: None, N/A, GT Cord # C0751, Pin Out: Marked Terminal Block (+V), Blades/Input Cord: Not Applicable, Approvals: IRAM; UKCA; S-Mark 62368; India BIS; cETLus 62368-1; CB 62368; S-Mark 60950; CE; FCC; IP54; Salt Mist; Vibration Shock Bump; Saudi; South Africa; cETLus; AS/NZS; RCM; CU Kazakhstan; CCC; NOM; South Africa; Malaysia (pending); CB 60950;</p> <tr> <td>Model No. GTD93035H6013.2-F</td><td></td></tr> <tr> <td>Part No./Ordering No. GTD93035H6013.2-F(R)</td><td>Rev I1</td></tr>	Model No. GTD93035H6013.2-F		Part No./Ordering No. GTD93035H6013.2-F(R)	Rev I1
Model No. GTD93035H6013.2-F					
Part No./Ordering No. GTD93035H6013.2-F(R)	Rev I1				



GlobTek, Inc. www.globtek.com 186 Veterans Drive, Northvale, NJ 07647 Tel. (201) 784-1000 Fax (201) 784-0111	Drawing Title: GTD93035H6013.2-F, ICT/ITE Power Supply, Efficiency Level: N/A, Case Color/Style: Metal, Enclosed-Metal, DC-DC, Input Rating: 50-150 Vdc, Terminal Block 3 Conductor , Output Rating: 60W, 13.2V@4.54A, Output Configuration: N/A mm, N/A/3 Cond, PCB Mounted, 5.08mm pitch 3 position, Ferrite: None, N/A, GT Cord # C0751, Pin Out: Marked Terminal Block (+V), Blades/Input Cord: Not Applicable, Approvals: IRAM; UKCA; S-Mark 62368; India BIS; cETLus 62368-1; CB 62368; S-Mark 60950; CE; FCC; IP54; Salt Mist; Vibration Shock Bump; Saudi; South Africa; cETLus; AS/NZS; RCM; CU Kazakhstan; CCC; NOM; South Africa; Malaysia (pending); CB 60950;	
	Model No. GTD93035H6013.2-F	
	Part No./Ordering No. GTD93035H6013.2-F(R)	Rev I1

INSTRUCTIONS TO THE OEM SYSTEMS ENGINEER

It is the responsibility of the OEM systems engineer to provide the end system user instructions and warnings for the use of this product in the end system.

If an input cord is required for this product, AC Mains voltage should be provided to the power supply by a power supply cord approved to the national standards of the country in which it will be used.

This product is not designed to be repaired. No serviceable parts inside. A blown internal fuse is an indication of catastrophic failure of circuit component(s). If a Failure Analysis is required for a failed power supply/battery charger, please return the damaged unit to GlobTek for an accurate determination of the root cause of the failure.

EMC Compliance of the complete OEM product, including the GlobTek power supply/battery charger needs to be verified by the OEM systems engineer.

INSTRUCTION SHEET

N/A