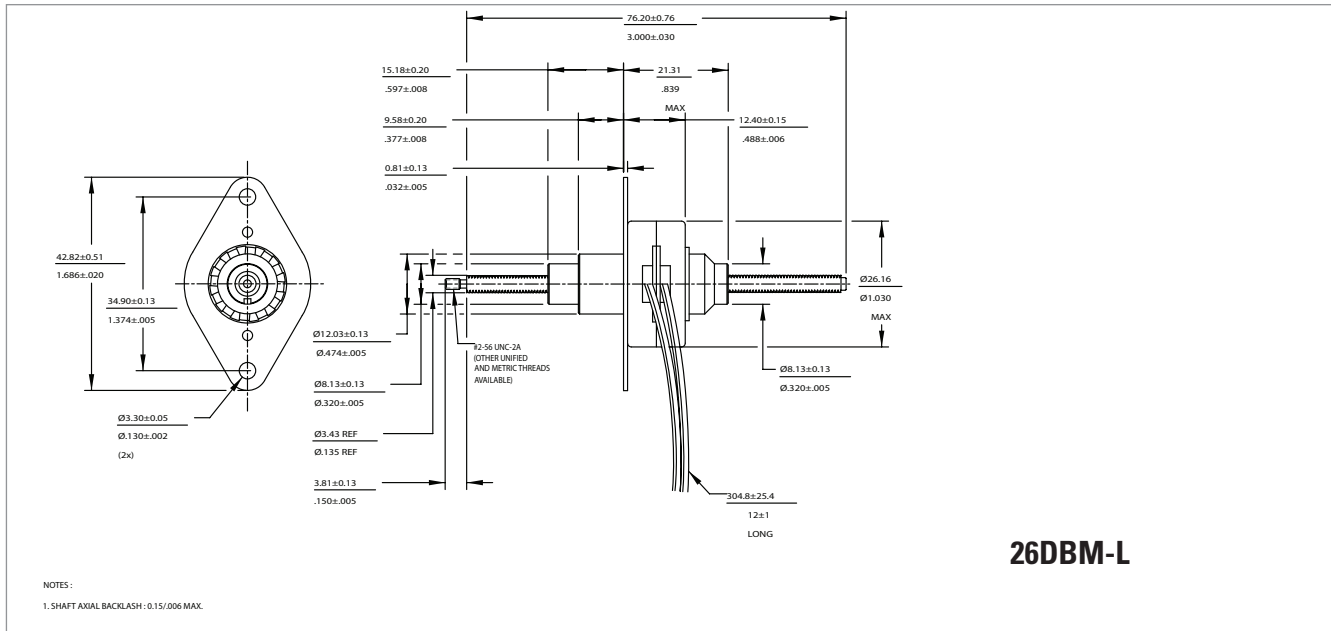


26DBM-L

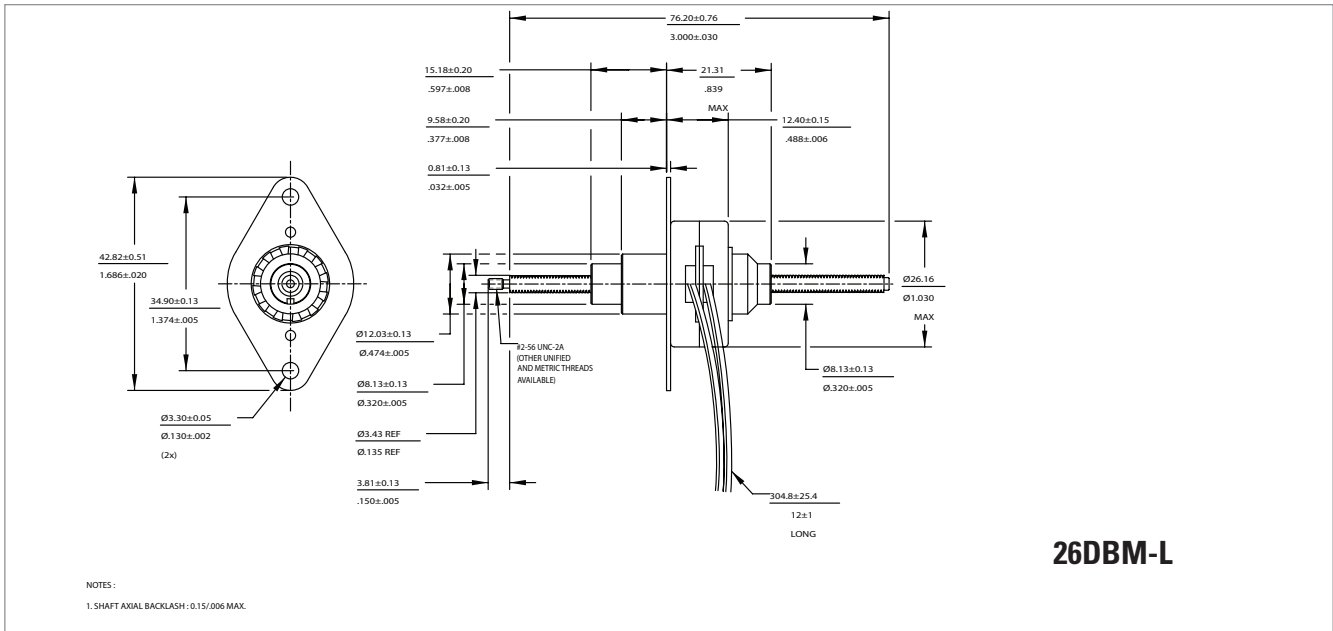


26DBM-L

Motor Part Number	26DBMXXD1B-L	26DBMXXD2B-L	
Rated voltage	vdc	5.00	12.00
Resistance per phase, ± 10%	ohms	14.60	84.00
Inductance per phase, typ	mH	8.80	46.30
Rated current per phase *	amps	0.34	0.14
Maximum force	.0005" (0.0127mm) .001" (0.0254mm) .002" (0.0508mm)	oz / N	128 / 35.6 104 / 28.9 69 / 19.2
Minimum holding force (unenergized)	.0005" (0.0127mm) .001" (0.0254mm) .002" (0.0508mm)	oz / N	200 / 55.6 50 / 13.9 20 / 5.5
Maximum travel	.0005" (0.0127mm) .001" (0.0254mm) .002" (0.0508mm)	in / mm	1.89 / 48.0 1.89 / 48.0 1.89 / 48.0
Step angle, ± 0.5° *	degrees		7.5
Steps per revolution *			48
Thermal resistance	°C/watt		N.A.
Ambient temperature range			
Operating	°C		-20 ~ +70
Storage	°C		-40 ~ +85
Bearing type			Ball bearing
Insulation resistance at 500vdc	Mohms		20 megohms
Dielectric withstanding voltage	vac		650 for 2 seconds
Weight	lbs / g		0.075 / 34
Leadwires			AWG 28, UL 1429
Temperature class, max			B (130°C)
RoHS			COMPLIANT

ALL MOTOR DATA VALUES AT 20°C UNLESS OTHERWISE SPECIFIED
* ENERGISE AT RATED CURRENT, 2 PHASE ON, L/R Drive

26DBM-L

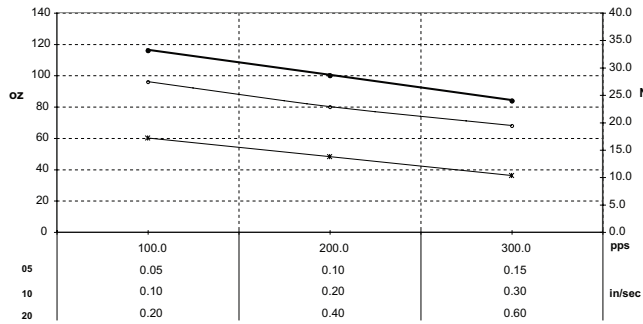


26DBM-L

Motor Part Number		26DBMXXD1U-L	26DBMXXD2U-L
Rated voltage	vdc	5.00	12.00
Resistance per phase, ± 10%	ohms	14.60	84.00
Inductance per phase, typ	mH	5.20	27.50
Rated current per phase *	amps	0.34	0.14
Maximum force	.0005" (0.0127mm) .001" (0.0254mm) .002" (0.0508mm)	oz / N	123 / 34.2 101 / 28.1 64 / 17.8
Minimum holding force (unenergized)	.0005" (0.0127mm) .001" (0.0254mm) .002" (0.0508mm)	oz / N	200 / 55.6 50 / 13.9 20 / 5.5
Maximum travel	.0005" (0.0127mm) .001" (0.0254mm) .002" (0.0508mm)	in / mm	1.89 / 48.0 1.89 / 48.0 1.89 / 48.0
Step angle, ± 0.5° *		degrees	7.5
Steps per revolution *			48
Thermal resistance		°C/watt	N.A.
Ambient temperature range			
Operating		°C	-20 ~ +70
Storage		°C	-40 ~ +85
Bearing type			Ball bearing
Insulation resistance at 500vdc		Mohms	20 megohms
Dielectric withstanding voltage		vac	650 for 2 seconds
Weight		lbs / g	0.075 / 34
Leadwires			AWG 28, UL 1429
Temperature class, max			B (130°C)
RoHS			COMPLIANT

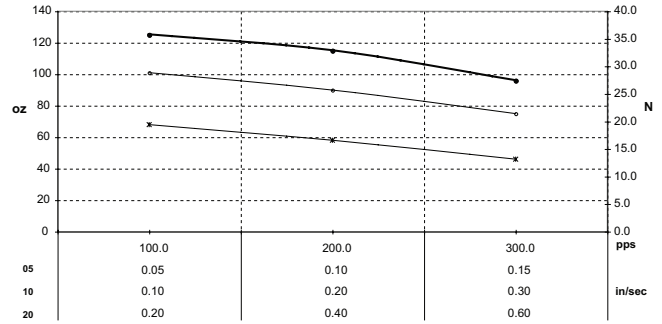
ALL MOTOR DATA VALUES AT 20°C UNLESS OTHERWISE SPECIFIED
* ENERGISE AT RATED CURRENT, 2 PHASE ON, L/R Drive

26DBMXXDXU-K/L
 Typical pull-in linear force vs linear rate at 20°C
 Full step, Unipolar, L/R drive



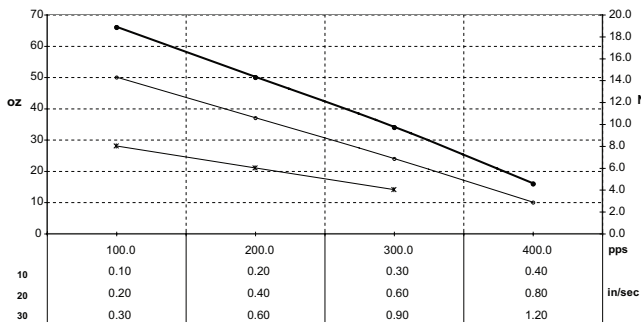
● 26DBM05DXU-K/L Pull-In Force
 ○ 26DBM10DXU-K/L Pull-In Force
 * 26DBM20DXU-K/L Pull-In Force

26DBMXXDXB-K/L
 Typical pull-in linear force vs linear rate at 20°C
 Full step, Bipolar, L/R drive



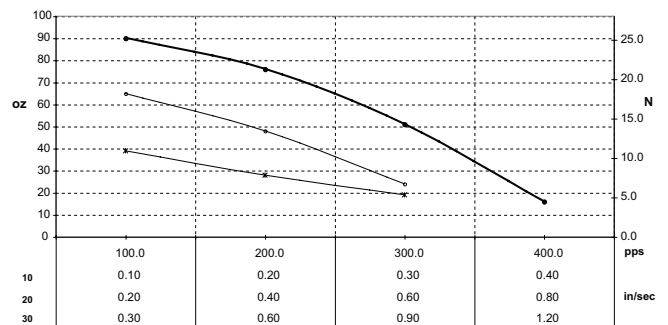
● 26DBM05DXB-K/L Pull-In Force
 ○ 26DBM10DXB-K/L Pull-In Force
 * 26DBM20DXB-K/L Pull-In Force

35DBMXXBXU-K/L
 Typical pull-in linear force vs linear rate at 20°C
 Full step, Unipolar, L/R drive



● 35DBM10BXU-K/L Pull-In Force
 ○ 35DBM20BXU-K/L Pull-In Force
 * 35DBM30BXU-K/L Pull-In Force

35DBMXXBxB-K/L
 Typical pull-in linear force vs linear rate at 20°C
 Full step, Bipolar, L/R drive



● 35DBM10BxB-K/L Pull-In Force
 ○ 35DBM20BxB-K/L Pull-In Force
 * 35DBM30BxB-K/L Pull-In Force