

**First to meet rigorous Telcordia GR-1435 specifications, Molex launches the low-profile VersaBeam™ POD Cable Assemblies which mate to Avago parallel optical modules, optimizing airflow and cable management for next-generation applications in emerging high-speed data and computer markets**

Molex's low-profile, 12-fiber VersaBeam™ POD (parallel optical device module) Cable Assemblies (also known as PRIZM\* LightTurn<sup>®</sup> cable assemblies) are designed to mate to Avago Technologies' 120 Gbps MicroPOD<sup>†</sup> and MiniPOD<sup>‡</sup> parallel optic modules. The 1.80mm jacketed-round and bare-fiber-ribbon cable assemblies perpendicularly mate to the top of the optical modules, providing simple assembly and optimum airflow on the PCB. Multiple 12-fiber VersaBeam interconnects can be consolidated to a single I/O assembly on the front or back panel by using either 24-, 48-, and 72-fiber MT ferrules in Molex's high-density interconnects including HBMT™, Array and Circular MT connectors.


For additional information, visit: [www.molex.com/link/versabeampod.html](http://www.molex.com/link/versabeampod.html).

## FEATURES AND BENEFITS

- Innovative perpendicular mating interface with Avago Technologies' parallel optical modules for board-mounted, row or clustered layouts provides optimum airflow on the PCB and ribbon-cable management above the optical modules, provides improved density and fiber management compared to Small Form-factor Pluggable (SFP) and parallel optic transceivers and is capable of multiple re-matings to the Avago MiniPOD module
- Molex developed new process controls to meet the rigorous GR-1435 specifications for environmental testing required by telecom customers; cable assemblies meet Telcordia GR-1435 requirements required by telecommunications equipment providers; Molex is the first cable assembly supplier to meet these requirements
- 12-Fiber, 1.80mm jacketed round and bare-ribbon-fiber assemblies available; jacketed round cable allows cable to be routed in any direction while protecting the fiber during installation; the variety of cable options provides design flexibility
- VersaBeam POD terminations can be aggregated to 24-, 48- and 72-fiber MT ferrules so that high-density connections can be achieved with Molex HBMT™, Array and Circular MT connectors
- Laser-cleaved collimated, expanded-beam ferrule interface provides excellent optical performance without the time consuming fiber polishing, cleaning and inspection requirements
- Molex is the only end-to-end solution supplier, from front-panel to blind-mate optical backplane applications; components are designed to work together for optimum performance ensuring functional end-to-end optical links

## VersaBeam™ POD Cable Assemblies

### 106267 VersaBeam™ POD Cable Assemblies



VersaBeam™ POD cable Assemblies

- A. 1.80mm Jacketed Round Fiber Connector side view
- B. 1.80mm Jacketed Round Fiber Connector top view
- C. Bare-Ribbon Fiber Connector top view
- D. Bare-Ribbon Fiber Connector side view

## SPECIFICATIONS

### Reference Information

12-Fiber Ribbon VersaBeam POD Cable Mates to:

- Avago MicroPOD<sup>†</sup> Modules
- Avago MiniPOD<sup>‡</sup> Modules

12-Fiber 1.80mm Round Jacketed VersaBeam POD Cable Mates to:

- Avago MiniPOD Modules

Interface to Module:

- VersaBeam POD ferrule with Total Internal Reflection (TIR) Lens
- The VersaBeam POD connector has integrated latches that secure the ferrule to the MicroPOD and MiniPOD modules

### Physical

Ribbon-Fiber VersaBeam POD Connector: 5.70 by 7.40mm

1.80mm Jacketed Round VersaBeam POD Connector: 4.80 by 28.50mm

Number of Fibers per VersaBeam POD Connector: 12

Fiber Type: 50/125µm

### Optical

Insertion Loss: 2.0 dB with Interposer

### Environment

VersaBeam POD Cable qualified to operating temperature: -40 to +75°C


Mechanical

Designed for on-board cable routing  
Proof test: 2.2N


## APPLICATIONS

- Telecommunication Applications
  - Routers
  - Switches
- Emerging High-Speed ComputerCom Applications
  - High-performance computing
- High-Speed Test Equipment
  - IC testing

## VersaBeam™ POD Cable Assemblies




*Design of VersaBeam™ POD connectors allows for the tight spacing of Avago modules and improved cable management as ribbon fiber can route over existing modules*



Circular MT Connector      1-by-3 Circular MT Connector

## ADDITIONAL INFORMATION



*VersaBeam™ POD Bare-Ribbon Cable Assemblies*



*VersaBeam™ POD 1.80mm Jacketed Round Cable Assemblies*

## ORDERING INFORMATION

Order No.	Gender	Cable Type	Length	Fiber Density	Fiber Type
106267-2001	Female	12 Fiber Bare Ribbon	0.5m	12 Fiber 50/125µm	OM3
106267-2011	Male				
106267-2021	Female				
106267-2031	Male	24 Fiber (2 by 12) Bare Ribbon	0.3m	48 Fiber 50/125µm	OM2
106267-2041	Female	48 Fiber (4 by 12) Bare Ribbon			
106267-2051	Male				
106267-3000	Male	12 Fiber 1.80mm Jacketed Round	0.3m	12 Fiber 50/125µm	OM2
106267-3001	Female				

MicroPOD<sup>†</sup> and MiniPOD<sup>‡</sup> are trademarks of Avago Technologies