

APPROVED: _____
DATE: _____ TITLE: _____

Rev	AWO #	Description	Date	Appr
-		RELEASED	8/16/21	

MMI-M1FGXXSXXB-IP67

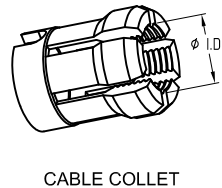
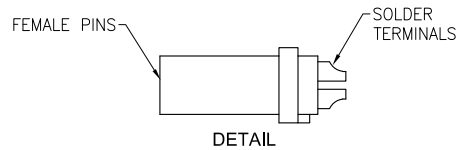
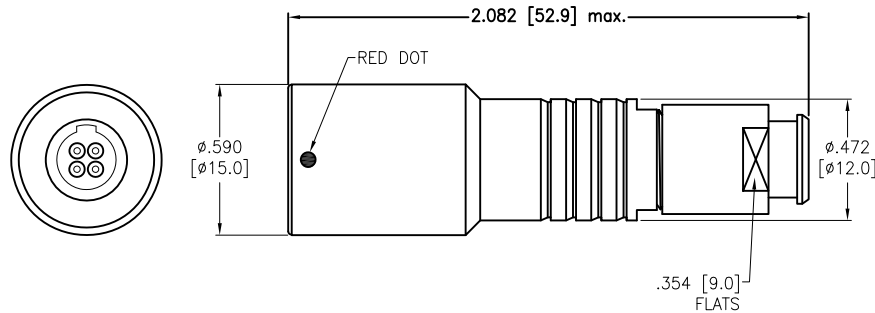
ALIGNMENT KEY
G = 0

CABLE COLLET SIZE
42 = 3.2mm ~ 4.2mm ID
52 = 4.2mm ~ 5.2mm ID
62 = 5.2mm ~ 6.2mm ID
72 = 6.2mm ~ 7.2mm ID

OF POSITIONS
02, 03, 04, 05, 06, 07, 08, 10, 14 & 16

NOTE; BEND RELIEF
MUST BE ORDERED
SEPARATELY
SEE MMI-BR1-XX-XX-X

ALIGNMENT KEY
0°
KEY G



	2 Pin	3 Pin	4 Pin	5 Pin	6 Pin	7 Pin	8 Pin	10 Pin	14 Pin	16 Pin
Configuration										
Diameter of Pin	1.3	1.3	0.9	0.9	0.7	0.7	0.7	0.5	0.5	0.5
Testing Voltage	1300V	1300V	1200V	1200V	1000V	1000V	1000V	800V	800V	800V
Working Voltage	300V	300V	250V	250V	200V	200V	200V	200V	200V	200V
Rated Current / Pin	9A	9A	8A	7A	5A	5A	5A	2A	2A	2A

SPECIFICATIONS:

Material:
Housing (Body): Brass, Natural Chrome plated
Insulator: PPS
Terminal: Brass, Gold Plated
Electrical:
Voltage Rating: 250V
Current Rating: See chart
Dielectric withstanding voltage: See chart
Electrical Life: 5,000 Cycles min.
Temperature Rating:
Operating temperature: -55°C to +150°C
Environmental:
IP67 Protection (Mated Condition)
Lead free, RoHS compliant



UNLESS OTHERWISE SPECIFIED
ALL DIMENSIONS ARE INCHES [MM]
TOLERANCES: EXCEPT AS NOTED
INCHES HOLES
.X ± .10 Ø.X ± .10
.XX ± .020 Ø.XX ± .015
.XXX ± .015 Ø.XXX ± .010

APPROVALS		DATE
DRAWN	SS	8/16/21
CHECKED	SS	8/16/21
APPROVED		

ADAM
TECH

909 Rahway Avenue,
Union, NJ 07083
Phone: 908-687-5000
Fax: 908-687-5710

TITLE			
PUSH-PULL CONNECTOR FEMALE PLUG, METAL, SIZE 1, SOLDER TERMINAL, BEND RELIEF TYPE, IP67			
SIZE X	PART NO. MMI-M1FGXXSXXB-IP67	REV. -	
REF: SXXXXXX	SCALE: NTS	SHEET 1 OF 1	