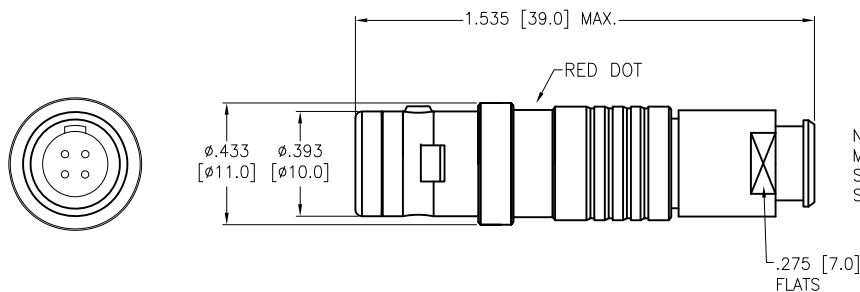


APPROVED: _____
DATE: _____ TITLE: _____

Rev	AWO #	Description	Date	Appr
-		RELEASED	8/16/21	



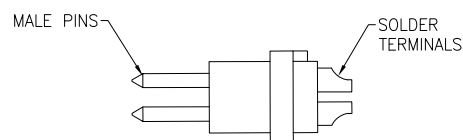
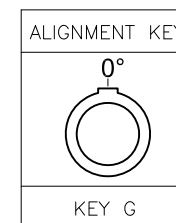
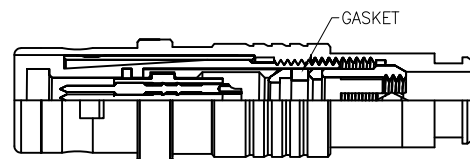
NOTE; BEND RELIEF
MUST BE ORDERED
SEPARATELY
SEE MMI-BR0-XX-XX-X

ALIGNMENT KEY
G = 0


MMI-MOPGXXSXXB-IP67

OF POSITIONS
02, 03, 04, 05, 06, 07 & 09

CABLE COLLET SIZE
32 = 2.2mm ~ 3.2mm ID
42 = 3.2mm ~ 4.2mm ID
45 = 3.5mm ~ 4.5mm ID
52 = 4.2mm ~ 5.2mm ID



DETAIL



CABLE COLLET

	2 Pin	3 Pin	4 Pin	5 Pin	6 Pin	7 Pin	9 Pin
Configuration							
Diameter of Pin	Ø0.9	Ø0.9	Ø0.7	Ø0.7	Ø0.5	Ø0.5	Ø0.5
Testing Voltage	1200V	1200V	1000V	1000V	900V	800V	800V
Working Voltage	250V	250V	200V	200V	200V	200V	200V
Rated Current / Pin	8A	7A	5A	5A	2.5A	2A	2A

SPECIFICATIONS:

Material:

Housing (Body): Brass, Natural Chrome plated

Insulator: PPS

Terminal: Brass, Gold Plated

Electrical:

Voltage Rating: 250V

Current Rating: See chart

Dielectric withstanding voltage: See chart

Electrical Life: 5,000 Cycles min.

Temperature Rating:

Operating temperature: -55°C to +150°C

Environmental:

IP67 Protection (Mated Condition)

Lead free, RoHS compliant



UNLESS OTHERWISE SPECIFIED
ALL DIMENSIONS ARE INCHES [MM]
TOLERANCES: EXCEPT AS NOTED
INCHES HOLES

.X	± .10	Ø.X	±.10
.XX	± .020	Ø.XX	±.015
.XXX	± .015	Ø.XXX	±.010

APPROVALS		DATE
DRAWN	SS	8/16/21
CHECKED	SS	8/16/21
APPROVED		

ADAM
TECH

909 Rahway Avenue,
Union, NJ 07083
Phone: 908-687-5000
Fax: 908-687-5710

TITLE
PUSH-PULL CONNECTOR MALE PLUG, METAL, SIZE 0,
SOLDER TERMINAL, BEND RELIEF TYPE, IP67

SIZE	PART NO.	REV.
X	MMI-MOPGXXSXXB-IP67	-
REF:	SXXXXXX	SCALE: NTS
SHEET 1 OF 1		