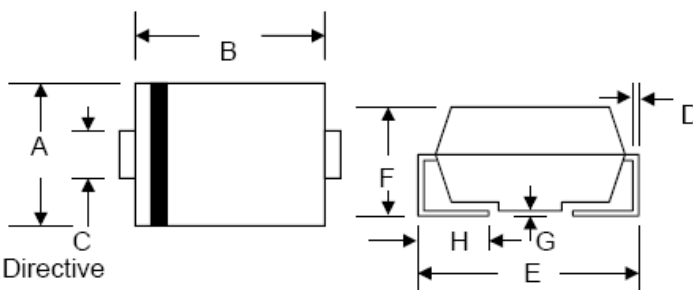


Technical Data
Data Sheet N0930, Rev. A

Green products

Features

- Schottky Barrier Chip
- Ideally Suited for Automatic Assembly
- Low Power Loss, High Efficiency
- Surge Overload Rating to 30A Peak
- For Use in Low Voltage Application
- Guard Ring Die Construction
- Plastic Case Material has UL Flammability Classification Rating 94V-0
- Green Products in Compliance with the RoHS Directive
- This is a Pb - Free Device
- All SMC parts are traceable to the wafer lot
- Additional testing can be offered upon request

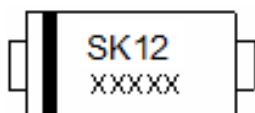


SMB/DO-214AA				
Dim	Min	Max	Min	Max
A	3.30	3.94	0.130	0.155
B	4.06	4.70	0.160	0.185
C	1.91	2.11	0.075	0.083
D	0.15	0.31	0.006	0.012
E	5.08	5.59	0.200	0.220
F	2.13	2.44	0.084	0.096
G	0.05	0.20	0.002	0.008
H	0.76	1.27	0.030	0.050
		In mm		In inch

Mechanical Data

- Case: Low Profile Molded Plastic
- Terminals: Solder Plated, Solderable per MIL-STD-750, Method 2026
- Polarity: Cathode Band or Cathode Notch
- Marking: Type Number
- Weight: 0.093 grams (approx.)

Marking Diagram:



Where XXXXX is YYWWL

- SK12 = Part Name
- YY = Year
- WW = Week
- L = Lot Number

Cautions: Molding resin
Epoxy resin UL:94V-0

Ordering Information:

Device	Package	Shipping
SK12-SK110	SMB (Pb-Free)	3000pcs / reel

For information on tape and reel specifications, including part orientation and tape sizes, please refer to our Tape and Reel Packaging Specification.

- China - Germany - Korea - Singapore - United States ●
- <http://www.smc-diodes.com> - sales@smc-diodes.com ●



SK12-SK110
1.0A SURFACE MOUNT SCHOTTKY BARRIER RECTIFIER

Technical Data
Data Sheet N0930, Rev. A

Green products

Maximum Ratings and Electrical characteristics @T_A = 25°C unless otherwise specified

Characteristic	Symbol	SK12	SK13	SK14	SK15	SK16	SK18	SK19	SK110	Unit
Peak Repetitive Reverse Voltage Working Peak Reverse Voltage DC Blocking Voltage	V _{RRM} V _{RWM} V _R	20	30	40	50	60	80	90	100	V
Maximum RMS voltage	V _{RMS}	14	21	28	35	42	56	64	71	V
Average Rectified Output Current @T _L = 75°C	I _O	1.0								A
Non-Repetitive Peak Forward Surge Current 8.3ms Single half sine-wave superimposed on rated load (JEDEC Method)	I _{FSM}	30								A
Forward Voltage @ I _O = 1.0 A	V _F	0.55			0.70		0.85			V
Peak Reverse Current @T _A = 25°C At Rated DC Blocking Voltage @T _A = 100°C	I _{RM}	0.5 20								mA
Typical Thermal Resistance Junction to Ambient (Note 1)	R _{θJA}	95								K/W
Operating Temperature Range	T _J	-55 to +125								°C
Storage Temperature Range	T _{STG}	-55 to +150								°C

Note: 1. mounted on P.C. Board with 0.5mm² copper pad areas.

-
- China - Germany - Korea - Singapore - United States •
 - <http://www.smc-diodes.com> - sales@smc-diodes.com •

Technical Data
Data Sheet N0930, Rev. A

Green products

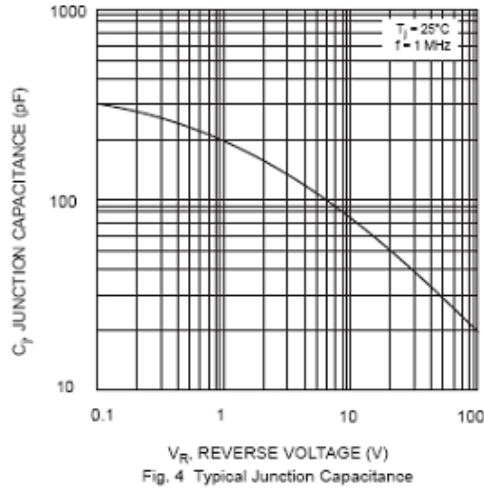
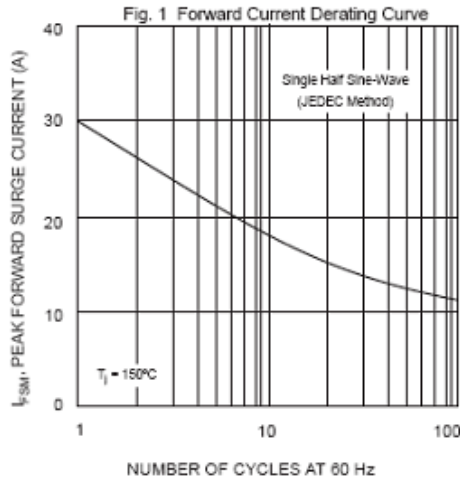
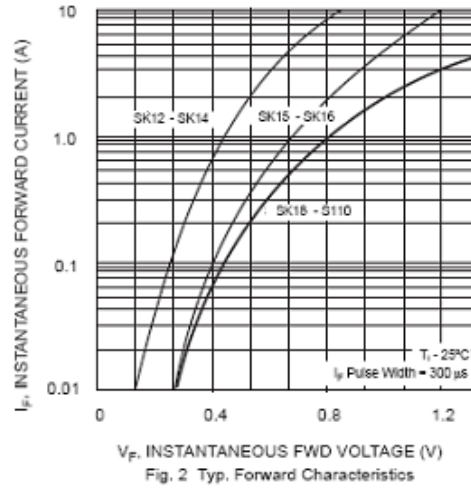
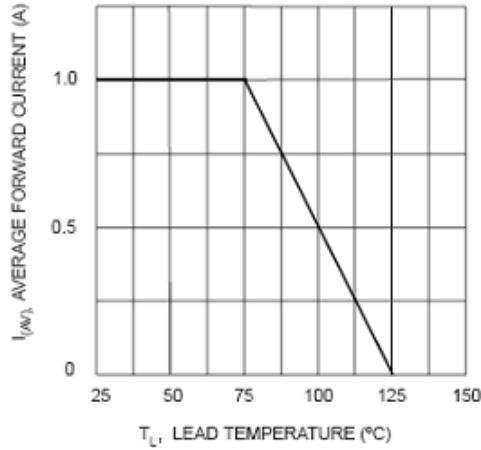
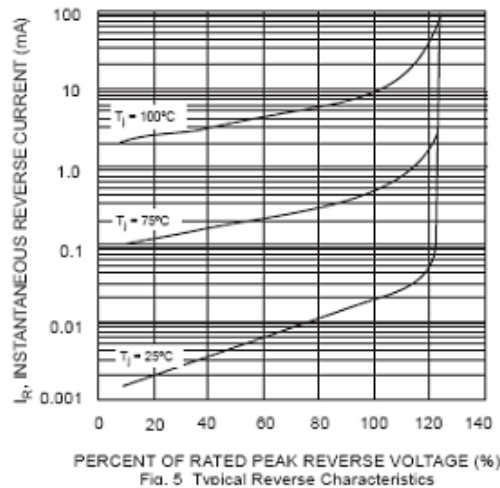


Fig. 3 Max Non-Repetitive Peak Fwd Surge Current

Fig. 4 Typical Junction Capacitance



- China - Germany - Korea - Singapore - United States •
- <http://www.smc-diodes.com> - sales@smc-diodes.com •



DISCLAIMER:

- 1- The information given herein, including the specifications and dimensions, is subject to change without prior notice to improve product characteristics. Before ordering, purchasers are advised to contact the SMC - Sangdest Microelectronics (Nanjing) Co., Ltd sales department for the latest version of the datasheet(s).
- 2- In cases where extremely high reliability is required (such as use in nuclear power control, aerospace and aviation, traffic equipment, medical equipment, and safety equipment), safety should be ensured by using semiconductor devices that feature assured safety or by means of users' fail-safe precautions or other arrangement.
- 3- In no event shall SMC - Sangdest Microelectronics (Nanjing) Co., Ltd be liable for any damages that may result from an accident or any other cause during operation of the user's units according to the datasheet(s). SMC - Sangdest Microelectronics (Nanjing) Co., Ltd assumes no responsibility for any intellectual property claims or any other problems that may result from applications of information, products or circuits described in the datasheets.
- 4- In no event shall SMC - Sangdest Microelectronics (Nanjing) Co., Ltd be liable for any failure in a semiconductor device or any secondary damage resulting from use at a value exceeding the absolute maximum rating.
- 5- No license is granted by the datasheet(s) under any patents or other rights of any third party or SMC - Sangdest Microelectronics (Nanjing) Co., Ltd.
- 6- The datasheet(s) may not be reproduced or duplicated, in any form, in whole or part, without the expressed written permission of SMC - Sangdest Microelectronics (Nanjing) Co., Ltd.
- 7- The products (technologies) described in the datasheet(s) are not to be provided to any party whose purpose in their application will hinder maintenance of international peace and safety nor are they to be applied to that purpose by their direct purchasers or any third party. When exporting these products (technologies), the necessary procedures are to be taken in accordance with related laws and regulations..