REVISIONS					
REV	ECO	DESCRIPTION	DATE	BY	APPR
A1	--	RELEASE	28MAR16	JAH	KING

TOLERANCE
0-2.99 M = +100.0/-25.0mm
3-8.99 M = +150.0/-25.0mm
9-14.99 M = +300.0/-25.0mm
15-OVER M = +450.0/-25.0mm

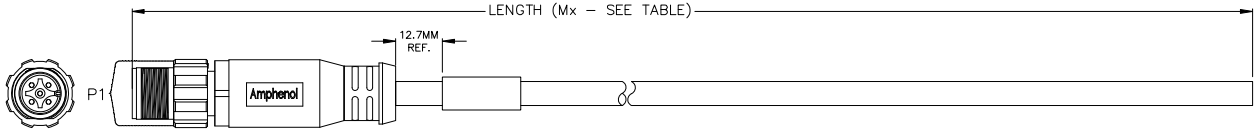

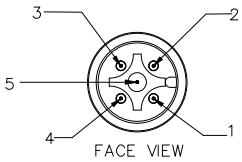

WIRING DIAGRAM

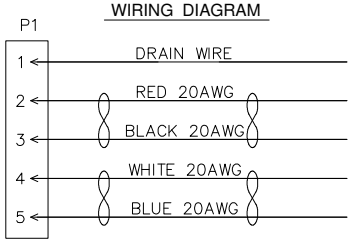

LABEL DETAIL:



TECHNICAL DATA:

1) MATERIALS:
   COUPLING NUT: THERMOPLASTIC, NYLON, UL94 V-0;
   INSULATION INSERT: THERMOPLASTIC, NYLON, UL 94V-0;
   MACHINED CONTACT: GOLD FLASH PLATING OVER COPPER ALLOY;
   PREMOLD MATERIAL: HOTMELT, BLACK;
   OVERMOLD MATERIAL: THERMOPLASTIC, PVC COLOR: GRAY;
   CABLE, 1P*20AWG, SIGNAL PAIR, DOUBLE FOAM-PE INSULATOR,
   1P*20AWG, POWER PAIR, PVC INSULATOR AND NYLON COATED;
   CABLE RATING: 80°C, 300V;
   CABLE JACKET MATERIAL: PVC
   FIXED INSTALLATION BENDING RADIUS : 7*OD
2) ELECTRICAL DATA:
   CURRENT (MAX): 4A
   VOLTAGE (MAX): 300V
   DIELECTRIC TEST VOLTAGE: 500V
3) MECHANICAL DATA:
   TEMPERATURE RANGE: -40°C TO 80°C
   PROTECTION: IP67 (MATED CONDITION)
   MATING CYCLES: >100
4) RoHS COMPLIANT

STANDARD VARIANTS	
P/N	LENGTH (METERS)
AM-N05P-M0.3	0.3
AM-N05P-M1	1.0
AM-N05P-M3	3.0
AM-N05P-M5	5.0
AM-N05P-M9	9.0
AM-N05P-M20	20.0

CUSTOMER DRAWING

QUANTITY	PART NUMBER	DESCRIPTION	ITEM

MATERIALS LIST

UNLESS OTHERWISE SPECIFIED
1) All dimensions are in metric(mm).
2) Tolerances are as follows:
1 PL DEC ±0.30
2 PL DEC ±0.15
3 PL DEC ±0.08
Fractions ±1/64
Angles ±1°
3) Note reference = X

MATERIAL SPECIFICATIONS: NOTED

PROCESS SPECIFICATIONS:

NEXT ASS'Y:

SIGNATURES		DATE
DRAWN:	CHELSEA	4AUG15
CHECKED:	FLAN	4AUG15
ENGINEER:		
APPROVAL:	KING	4AUG15
CUSTOMER:		

THIS DRAWING IS SUPPLIED FOR INFORMATION ONLY. DESIGN FEATURES, SPECIFICATIONS AND PERFORMANCE DATA SHOWN HEREON ARE THE PROPERTY OF THE AMPHENOL CORPORATION. NO RIGHTS OF REPRODUCTION ARE IMPLIED. ALL DIMENSIONS ARE SUBJECT TO NORMAL MANUFACTURING VARIATIONS.

Amphenol
Sine Systems - www.amphenol-sine.com
44724 Morley Drive
Clinton Township, MI 48036

SINGLE ENDED NMEA 2000
PLUG, MALE, PIN

SIZE	TYPE	DWG NO:	REVISION
A4	C-	AM-N05P-Mx	A1

SCALE: NONE | AM-N05P-Mx | SHEET 1 OF 1

TITLE: SGL END NMEA2000 PLUG MALE PIN
DWG NO: AM-N05P-Mx
REV: A1
SH: 1
OF: 1